



2018 SUMMER CAMP YEAR OF THE STARFIRE



BOY SCOUT LEADER/PARENT GUIDE
CAMP FRONTIER - PIONEER SCOUT RESERVATION
ERIE SHORES COUNCIL
BOY SCOUTS OF AMERICA, 2018
WWW.PSRWEB.ORG



WHAT'S NEW IN 2018!

NEW MERIT BADGES:

- Automotive Maintenance
- Plumbing

CONTINUED WORK ON:

- Waste Water Treatment Lagoons

NEW CAMPSITE EQUIPMENT:

- Permanent flag poles in all sites

UPCOMING FALL PROJECTS:

- New Handicrafts building on the way!!
- Concrete pads in campsites
- New Adirondacks for Aquatics Outpost
- New High COPE shelter
- New cooking center in COSA
- New solar picnic tables in campsites

CAMP STEWARDS IMPROVEMENTS:

- More Board walks around camp
- New bridge on the nature trail
- New chicken coop program area in Frontier Trading Company
- More floating docks to fish from on Lake MacNichol
- Rental telescopes for troops

FACILITY IMPROVEMENTS:

- Newly remodeled Health Lodge
- New concrete driveway and parking at the maintenance area
- New directional signs on the trails
- New Ohio/Michigan state line sign
- New Solar Array on the Quartermaster Building
- New Siding on the Maintenance Shop
- New ATV's

THANK YOU ROOT BEER CANTINA!!

- Key Log Rolling at the lakefront
- Special 50th anniversary

BEHIND THE SCENES IMPROVEMENTS:

- Continued removal of many dead trees around camp
- Final stages of waste water treatment complete
- Dining Hall well head replacement
- Renovation of ranger house 1

SUMMER CAMP CONTACT INFORMATION

Camp Frontier Pioneer Scout Reservation

Mailing Address	Pioneer Scout Reservation 7371 County Road S. Pioneer, Ohio 43554
Phone	419-459-4962
Fax	419-459-4633

Jadel Leadership Center Erie Shores Council

Mailing Address	Erie Shores Council P.O. Box 8728 Toledo, Ohio 43623
Phone	800/419-241-7293
Fax	419-241-6769

Summer Camp Directory		
Position	Name	Email
Council Camping Director	Chris Reynolds	Chris@PSRweb.org
Camp Director	Steve Porter	CampDirector@PSRweb.org
Asst. Camp Director	Ben Scarpino	AsstCampDirector@PSRweb.org
Program Director	Alexis Jaszemski	ProgramDirector@PSRweb.org
Camp Ranger	Jeff Frastaci	Ranger@PSRweb.org
Business Manager	Zack Sheets	BusinessManager@psrweb.org
Commissary Director	Laurie Roster	Laurie@psrweb.org



Dear Leaders and Parents:

On Behalf of all the Camp Frontier Staff we would like to thank you for choosing Camp Frontier. As you've seen, heard or experienced, our camp is designed to provide your Troop with the tools and program elements to allow your Scouts' to have the quintessential Scouting experience.

In the months leading up to camp, we've worked to assemble the highest quality staff to support your Troops program. Our staff will have almost two weeks of training in addition to their own personal experiences and skills that they each bring to camp. Their training will include interactions with experienced Scouters and business professionals alike to give them a well-rounded education to better support your Scout's learning. While we are still rounding out our current staff roster, many staff members will be returning to camp for another season.

We believe that feedback is a gift. We try to teach this principle to all of our staff members as it benefits everyone's development and our camp program quality. As you go through your experience at Camp Frontier, please let us know where we are doing well and where we as a camp can improve to provide a better experience for your Troop or for any of your Scouts.

During your stay with us encourage all of your Scouts to take full advantage of what our camp has to offer. Even though our camp offers over 80 Merit Badge opportunities, it's not school; encourage your Scouts to also take advantage of our ATV's, blacksmithing, black powder rifle, outstanding telescopes and stargazing opportunities, mountain biking and boarding, the lakefront, pool, boondoggle, Gaga ball and much more.

This Leader's/Parents guide is a tool to help you and your Senior Patrol Leader plan the best possible program for your Troop. Please take advantage of what this guide and the camp have to offer. Be sure to let us know where we could improve on this guide as you read through it.

We want your Troop to plan a successful week that will include Merit Badges, learning and fun. Our camp strives to remind your Troop that Scouting is a character development, citizenship training, and an overall fitness program. Our camp staff will do what it takes to ensure your Troop has a well-rounded experience.

Once again, welcome! We look forward to assisting you and your Troop in any way we can. Feel free to call upon us at any time before, during, or after your stay at Camp Frontier. If you have any questions, please call Steve Porter at 517-270-3707 or email at CampDirector@PSRweb.org.

Yours in Scouting,

A handwritten signature in black ink that reads 'Steve Porter'.

Steve Porter
Camp Director

A handwritten signature in black ink that reads 'Ben Scarpino'.

Ben Scarpino
Assistant Camp Director

A handwritten signature in black ink that reads 'Alexis Jaszemski'.

Alexis Jaszemski
Program Director

CAMP FRONTIER STATEMENT OF PURPOSE

It is the purpose of the Boy Scouts of America and Camp Frontier to provide an effective program designed to accomplish these three basic aims:

- Character development
- Citizenship training
- To develop fitness (physical, mental, emotional, and moral)

Every program activity must include at least one of these three aims; if it does not, the activity does not belong. The Scout program accomplishes these aims by using the following methods of Scouting.

- | | |
|---|-------------------|
| • Scouting ideals | • Outdoor program |
| • Patrols | • Leadership |
| • Advancement | • Development |
| • Adult role model, coaching, and mentoring | • Personal growth |

The Purpose of Our Camp

To provide resources, fun, and new learning experiences for the Troop that will make it better able to plan and conduct its own year-round program.

Our Principal Mission as a Camp Staff

To have a profoundly positive impact that fosters improvement in every Scout through a quality program of adventure. All events, programs, and policies in this Leader's/Parents Guide work hand in hand to develop a safe outdoor laboratory for the youth we serve.



NOTES

[illegible]

TABLE OF CONTENTS

GENERAL INFORMATION	1	Life-Threatening Emergencies	7
Important Dates for Camp	1	Medical/Accident Insurance	7
Mail	1	DINING INFORMATION	8
Phone	1	GENERAL INFORMATION WHILE AT CAMP	9
Fax.....	1	Trading Post Hours	9
PREPARING FOR CAMP	2	Spending Money at Camp.....	9
Merit Badge Sign Up Online.....	2	Electronic Device Charging	9
Registration Fees	2	Laundry Facilities	9
Merit Badge Forms	2	General Supplies and Ice	9
Promote Camp	2	Quartermaster Information.....	9
Troop Roster	2	Garbage Pickup/Recycling	9
Prepare Scouts	2	Shower Facilities	9
Sign Up for Next Year	2	CAMP STAFF	10
NEW Mobile Text Messaging Service.....	2	Camp Staff Opportunities	10
PREPARING FOR CAMP (CONT.)	3	Counselor in Training (CIT) Program.....	10
SPL Weekend	3	Have a Comment About Staff?	10
Provisional Campers	3	Ranger Staff	10
Free SPL Week	3	Staff Safety.....	10
Refund Policy	3	Good Turn Scholarship Program.....	10
Troop Equipment.....	3	ARRIVAL PROCEDURES	11
Transportation Insurance	3	Arrival Time.....	11
Camperships	3	Trailers	11
PRE-CAMP LEADERS MEETING	4	Where do I check in?	11
Who Should Attend	4	Sunday Schedule.....	11
What you must turn in.....	4	Medical Re-Checks.....	11
What you will pick up.....	4	Camp Photo	11
Place & Time	4	Camp Orientation	11
2018 COSTS AND FEES	4	ROOT BEER CANTINA	12
CAMP GUIDELINES AND PROCEDURES	5	PARENT'S NIGHT	13
Scout Oath and Law	5	Order of the Arrow	13
No Smoking	5	No Pets Policy	13
Closed Areas	5	Parent's Night Schedule.....	13
Archery and Firearms.....	5	FRIDAY NIGHT SCHEDULE	14
Check-in & Check-out	5	DEPARTURE PROCEDURES	14
Bicycles	5	Check Out List	14
Firewood	5	Come Back And Visit Us	14
Swim Checks	5	TROOP PROGRAM PLANNING AT CAMP	16
Uniforms	5	Variety of Activities.....	16
No Pets.....	5	Balanced Program.....	16
Vehicle Policy	5	Over Scheduling.....	16
Flames & Fuels	5	Troop Activities.....	16
NEW Camp Drone Policy.....	5	SENIOR PATROL LEADERS	17
Prohibited In Camp	6	Checklist before Camp	17
YOUTH PROTECTION	6	Checklist at Camp	17
MEDICAL INFORMATION	7	Free SPL Week	17
Health Lodge/Medical Treatment.....	7	SPL Weekend	17
Health Forms.....	7	2018 SCHEDULE OF ACTIVITIES/EVENTS	18
Informed Consent, Release Agreement, and Authorization Form (Appendix C)	7	INTRODUCTION TO MERIT BADGES AT CAMP	19
CPAP Machine Power Units	7	2018 MERIT BADGE OFFERINGS	20
Minor Injuries	7	CAMP FRONTIER PROGRAM SCHEDULE	22
Youth Medications.....	7	ADULT LEADERS NEEDED FOR OUTPOST	23
		OUTPOST SCHEDULE	24

OUTPOST SCHEDULE (CONT.)	25
OPEN EVENING ACTIVITIES	26
LEADER PROGRAMS	27
FRONTIERSMAN PROGRAM.....	28
AQUATICS.....	29
AQUATICS (CONT.)	30
ATV ADVENTURE.....	31
CAMPING OUTDOOR SKILLS AREA	32
CAMPING OUTDOOR SKILLS AREA (CONT.)	33
ECOLOGY AREA	34
ECOLOGY (CONT.)	35
EXTREME SPORTS/TOWER/C.O.P.E.	36
FRONTIER TRADING COMPANY (FTC)	37
HANDICRAFTS.....	38
SHOOTING SPORTS	39
THE STARTING PLACE	40
TRAIL TO THE EAGLE AREA	41
ADDITIONAL MERIT BADGES	41
PERSONAL EQUIPMENT LIST	A
BADEN POWELL AWARD	B
INFORMED CONSENT, RELEASE AGREEMENT, AND AUTHORIZATION.....	C
CAMP FRONTIER 2019 RESERVATION FORM	D
FEE TRANSMITTAL FORM.....	Error! Bookmark not defined.
SCOUTMASTER CHECK LIST.....	F
CAMP CHECK-IN LIST	F
PARENTS INFORMATION PAGE.....	G
CAMP MAP	H
MERIT BADGE SCHEDULE	I
MERIT BADGE APPLICATION FORM.....	J
CHECKOUT PROCEDURES	K
PROVISIONAL CAMPER REGISTRATION FORM.....	L
FREE SPL WEEK REGISTRATION FORM.....	M
ONLINE MERIT BADGE REGISTRATION	N-O
CAP PERSONALIZATION FORM	P
PRE-SALE T-SHIRT ORDER FORM.....	Q

GENERAL INFORMATION

Important Dates for Camp

Camp Week	Dates	Pre-Camp Mtg.	Merit Badge Sign up Closes
Week 1	June 17 - June 23	June 5	May 20
Week 2	June 24 - June 30	June 12	May 27
Week 3	July 1 - July 7	June 19	June 3
Week 4	July 8 - July 14	June 26	June 10
Week 5	July 15 - July 21	July 3	June 17
Week 6	July 22 - July 28	July 10	June 24
Week 7	July 29 - Aug 4	July 17	July 1
Webelos II Session 1	July 29 - Aug 1	July 18	N/A
Webelos II Session 2	Aug 1 - Aug 4	July 18	N/A



For complete directions, see the camp website at: www.psrweb.org/MapsandDirections

GPS: N 41° 41.651 W 084° 40.942

Directions from the North, East, or South:

- Proceed to the Village of Pioneer, Ohio, located on Ohio Route 15 (Michigan Route 99) just north of US 20.
- Turn west on First Street (County Road R), in Pioneer. (at Pizza Barn @ the light)
- Turn North (right) on County Road 8
- Turn West (left) on County Road S
- Pioneer Scout Reservation will be on your right in approximately $\frac{3}{4}$ of a mile

From the West:

- Turn North on County Road 8 (Williams County) directly from U.S. 20
- Turn West (left) on County Road S
- Pioneer Scout Reservation will be on your right in approximately $\frac{3}{4}$ of a mile

Mail

Outgoing mail may be dropped off at the Business Office. Stamps can be purchased at the business office. Postcards are available at the trading post. For parents please send mail by Monday of the week at camp to ensure timely delivery.

Incoming mail should be addressed using the example below:

(Scout's Name)
Troop # ____ Campsite ____
Pioneer Scout Reservation
07 371 County Road S
Pioneer, OH 43554

Phone

The camp phone number is: **(419) 459-4962**. Please inform parents that it is primarily for emergency use only. They can reach Leaders and Scouts by leaving a message, but there is a time delay in delivering the message.

Fax

The camp has a fax machine for your convenience, **(419) 459-4633**

PREPARING FOR CAMP

Merit Badge Sign Up Online

Merit badge sign up begins online at <http://signup.psrweb.org/> on May 1st. Please note that it is based on age and rank of the boys. For example: a 17-year-old Life Scout needing Citizenship in the World will bump a 15-year-old Star Scout. Please make sure that you are providing this information to make the process as simple as possible. Sign-up details can be found in Appendix N-O*

Registration Fees

Early Bird registration deadline is May 1st at 5:00 pm. Camp fees are discounted \$20.00 before this date if complete payment per Scout is received. The payment is non-refundable but transferable and must accompany the Scout's name. All Leader fees are the same no matter when they are paid; however, Early Bird hats will only be given to those Leaders paid by May 1st. Use of the Fee transmittal form is required with ALL payments. This form is included with this manual in Appendix E and is also available online at www.psrweb.org/lgforms

THERE WILL BE A 4% CREDIT CARD PROCESSING FEE FOR ALL REGISTRATION FEES PAID FOR WITH A CREDIT CARD

PAYMENT BY CHECK IS PREFERRED. PLEASE MAKE ALL CHECKS PAYABLE TO "ERIE SHORES COUNCIL".

Note: Webelos crossing over to a Troop AFTER the above deadline are still eligible for the Early Bird rate as long as the full payment is received before June 1st; however, hats will only be provided if remaining a stock is available.

Merit Badge Forms

Sign all Merit Badge forms for each Scout and have them ready before leaving for camp. Forms are included in Appendix J. You can also download a fillable Merit Badge form on our website at www.PSRweb.org/LGforms. National supplied 3 part forms are also accepted.




Promote Camp

Hold a Troop "Parents' Night." Contact your district's promotion chairman for a presentation. Out-of-Council units should contact the Council Service Center at **419-843-0107** for additional promotional materials and brochures. Troop Committees please contact parents of all Scouts not signed up. Latecomers are always welcome.

Troop Roster

Complete your Troop roster while entering your Scout names in the online Merit Badge system. Please make sure you enter a Patrol name for each Scout. **Enter all Leaders in the computer for easier check-in during camp.** This roster will be verified at the Pre-Camp Leaders meeting and again at Check-In.

Coordinate Volunteers

-  Determine adult leadership for the week (remember that two adults are required). **All Leaders coming to camp MUST have current Youth Protection Training.**
-  Review this Leaders Guide with summer camp adult Leaders, committee members, junior Leader's and parents.
-  Make transportation arrangements.

Prepare Scouts

Remind parents and Scouts of transportation arrangements, equipment needs, Merit Badge desires, and due date for health forms, and final payments.

Distribute health forms to all boys and adults planning to go to camp (to be returned to you for submission at the Pre-Camp Leaders meeting.) Make a copy for your own records.

Conduct a personal conference with individual Scouts in your Troop to discuss the "Personal Equipment List" (Appendix A) and to help plan their camp programs. Complete your Merit Badge sign-ups and Troop equipment requests via the internet.

Sign Up for Next Year

Reservations for 2019 open on **June 5, 2018**, for in-Council units, **June 12, 2018**, for Out of Council and **May 29, 2018**, for units completing "Adopt a Campsite program". A \$100 non-refundable site fee will be required to hold your site. Troops sharing sites will pay the appropriate portion of the total \$100 site fee. See Appendix D for form.

NEW Mobile Text Messaging Service

Camp now has mobile text alerts to keep your leaders and parents informed of upcoming deadlines, meetings, and camp emergencies. Visit www.PSRweb.org for more info and to sign up.

PREPARING FOR CAMP [CONT.]

SPL Weekend

Each spring Camp Frontier hosts a weekend for all SPL's coming to camp. The weekend is April 13-15, 2018, and is held at Camp. Program sessions include information, games, and teambuilding. This is a free event. Please visit <https://www.psrweb.org/2018SPLweekend> to sign-up!!

Provisional Campers

Any Scout who wishes to come to camp without his Troop is considered 'provisional'. We will provide a host Troop each week of camp for Provisionals to stay with. The fee for provisional campers is the Plan A fee. The Scout will be included on the roster of the Troop he is staying with and will be considered part of their Troop in every regard while at camp. **If a Scout wishes to return for a second week of camp they may do so at a \$20.00 discount off the regular price.** Please fill out the provisional form in Appendix L and send it to the council office to register.

Free SPL Week

All SPLs are invited to come back for a free week of camp. It is best for the SPL to come before their Troop so they can better inform their Troop members on what programs and facilities camp has to offer. **The SPL may only receive the second week free if they do not partake in any Merit Badges when they come with their own Troop.** This will allow for the SPL to run the Troop, attend all the SPL meetings and help the younger Scouts with their advancement. The free week only covers registration fees and does not cover additional program fees. Please fill out the free SPL week form in Appendix M and send it to the council office to register.

Refund Policy

Summer Camp fees are **non-refundable**; however, they may be transferred to another Scout who is attending camp. This transfer applies on a one to one basis. Refunds for medical reasons or a family emergency may be requested online at www.psrweb.org/RefundRequest **within 2 weeks** after your unit's week at camp. **Refunds are issued only for medical and/or family emergencies, less 15%. If the refund is approved, it will be mailed after September 1st. Please share this policy with your parents.**

Troop Equipment

Each Troop should bring the following items:

- U.S. and Troop Flag
- Patrol Flags
- First Aid Kit
- Merit Badges Forms
- Insurance information
- Extra Copies of Health Forms
- Cooking Gear (if cooking in site) *
- Emergency Phone Numbers
- Advancement Records
- Troop Leaders/Parents Guide
- Program Materials

*we do not provide any cooking gear however if your unit forgets something, please contact your site guide for possible alternatives.

Transportation Insurance

The Boy Scouts of America requires the following conditions be met to transport Scouts

- Insurance coverage: coverage must meet or exceed the insurance requirement of the state in which the vehicle is licensed.
- All passengers must have and wear an individual seat belt.
- No one is permitted to ride in the bed of a pick-up truck.
- All drivers transporting youth must be at least 18 years of age with a valid driver's license. An adult Leader (at least 21 years of age) must be in charge and accompany the group.
- Scouts and Leaders should always travel in uniform.

Note: Refer to your "Guide to Safe Scouting" for more details.

Camperships

Financial assistance is available for Erie Shores Council Scouts that are unable to financially pay for summer camp. If you have such a Scout in your Troop, please complete the online Campership application by April 1st. This program may cover up to 50% of the Scout's camp fees. The Campership Application can be found on our website at www.erieshorescouncil.org/ESCCS

PRE-CAMP LEADERS MEETING

Who Should Attend

The Pre-Camp Leaders Meeting should be attended by Scoutmasters, adult camp Leaders, and Senior Patrol Leaders. (SPL's are encouraged but not required to attend.) You can schedule classes for those that did not get their requested Merit Badges.

What you must turn in

- Completed health forms for all Scouts and Leaders attending camp.
- All camp fees MUST be paid IN FULL at this meeting. Use the fee transmittal form. (Appendix E) Please do not plan on paying any Merit Badge fees at this time.
- Turn in Informed Consent and Release Agreements for ALL Scouts and Leaders. (Appendix C) Please also turn in any Horsemanship, Aviation, and ATV Permission forms at this time as well.
- NEW All Adult Leaders attending camp for more than 72 hours must provide proof of membership with the troop including copies of current membership cards OR copy of the current troop charter.**

If you cannot make this meeting please contact the Business Manager well in advance of the meeting so we can work out other arrangements. The Business Manager can be reached at BusinessManager@psrweb.org or 419.459.4962 Ext. 107.

Place & Time

The meeting will be held at the Jadel Leadership Center on Tuesday, 10 days before you arrive at camp. Staff will be available starting at 6:15 pm to receive money and make changes to Merit Badges. We will have a brief informational meeting which starts at 7:00 pm. The Leadership Center is directly off of the main parking lot.

JADEL LEADERSHIP CENTER
5600 W. SYLVANIA AVENUE
TOLEDO, OH 43623

Camp Session	Pre-Camp Leaders Meeting
Week 1 <i>June 17 – June 23</i>	June 5
Week 2 <i>June 24 – June 30</i>	June 12
Week 3 <i>July 1 – July 7</i>	June 19
Week 4 <i>July 8 – July 14</i>	June 26
Week 5 <i>July 15 – July 21</i>	July 3
Week 6 <i>July 22 – July 28</i>	July 10
Week 7 <i>July 29 – Aug 4</i>	July 17

What you will pick up

- Blank Merit Badge forms for each Merit Badge the Scouts are taking.
- Your Troop Merit Badge schedule.
- Camp hats for all Early Bird paid Scouts.
- Pre-Ordered Camp T-shirts

2018 COSTS AND FEES

Scouts that make complete payment of camp fees by May 1st by 5:00 pm will receive a \$20 Early Bird Discount and a free camp hat. Since not all Leaders know if they are able to come to camp until the last minute, payment for Leaders is due at the Pre Camp Leaders meeting, however, if the Leader pays before the May 1st deadline, he or she will also receive the early bird hat. Free Leaders will receive the hat only if the Troop has paid for Scouts by May 1st.

Mail Early Bird Payments to: P.O. Box 8728 Toledo, OH 43623	In Council			Out of Council		
	EB Rate	Regular	Leader	EB Rate	Regular	Leader
Plan A (Dining Hall)	\$346	\$366	\$143	\$379	\$399	\$166
Plan B (Camp Provides Food to Cook)	\$286	\$306	\$109	\$320	\$340	\$134
Plan C (Troop Brings their Own Food)	\$222	\$242	\$84	\$254	\$274	\$111

- The first 2 Leader fees are waived if the unit conducts FOS presentation prior to April 30th.*
- In and Out of Council Troops that have completed the FOS presentation prior to April 30th will receive an additional free Leader with every 20 Scouts they bring.

- Families with more than one Scout attending camp will receive a \$10 discount for the second Scout, a \$20 discount for the third Scout and so on. This does not apply to a parent/son scenario.

*Out of Council Units must provide a letter of FOS Proof from their Council and include it with their fee sheet to qualify for the free Leader discounts.

PLEASE MAKE ALL CHECKS PAYABLE TO “ERIE SHORES COUNCIL”.

CAMP GUIDELINES AND PROCEDURES

Failure to comply with any of these policies and guidelines is cause for dismissal from camp property

Scout Oath and Law

The Scout Oath and Law are the codes of conduct and behavior at Camp Frontier.

No Smoking

The Boy Scouts of America strongly discourages smoking on all camp properties. Smoking, e-cigarettes, and use of smokeless tobacco is not permitted by anyone under the age of 18. For adults who choose to use any tobacco products, we request that you do not use these products in front of Scouts and away from buildings and tents.

Smoking in any building or tent or within 50 feet of the door of one of these structures is prohibited by LAW.

Closed Areas

Program areas are off limits when closed. Campers should not enter other Troop areas unless invited. Staff areas are off limits to Leaders and Scouts except for emergencies.

Archery and Firearms

Scouts and Leaders may not bring personal bows or firearms. PSR is privately owned and does not permit concealed carry weapons on the property.

Check-in & Check-out

Everyone (Scouts, Leaders, staff, and visitors) who enter or leave camp during the week MUST check in and out of camp at Loftus Lodge. Every Scout and Leader on camp MUST wear the supplied camp wristband when in camp. Replacements can be acquired at the Business office.

Bicycles

Scouts and adults may NOT bring personal bikes to camp. If a Bicycle is needed for mobility assistance, please refer our vehicle policy for more info.

Firewood

Due to the threat of invasive species and insects, **units are prohibited from bringing their own firewood to camp.** There is adequate downed wood at camp to provide for many campfires. Units will have to cut and split their own firewood. **Chainsaws are not permitted.** Standing trees are not permitted to be cut down. A charge will be imposed for cutting down standing timber.

Pioneering Poles: Units may bring their own pioneering poles for use IF the bark is removed before being transported to camp. A limited number of pioneering poles are available for checkout in the COSA area and must be returned to the COSA area at the end of the week.

Swim Checks

No one may use the aquatics areas (lake or pool) until they furnish a current health form and passed a swim check conducted by OUR aquatics staff. **Due to the inherent dangers of lake swimming, there can be no exceptions to this rule.**

Uniforms

Full uniforms are to be tucked in and worn daily for retreat and dinner, as well as for all vespers services and campfires. Troops should also arrive and depart in full uniform. Shorts and Scout t-

shirts are recommended during the day. Closed toed shoes must be worn in camp at all times, excluding some aquatics activities. Open-toed shoes are **not** permitted in camp.

No Pets

No pets are permitted on property at any time. This includes picking up/dropping off Scouts. **Please remind your parents to leave their pets at home.**

Vehicle Policy


Personal vehicles are not allowed in campsites. Any Scouts or Leaders in need of mobility assistance must have written need documented on their camp physical by a physician and file a Mobility Assistance Device Request Form at least 4 weeks prior to their stay at camp. If approved, Troops may choose to bring their own mobility device or for an additional fee use one provided by camp. Traditional golf carts, electric wheelchairs/scooters, and bicycles are the only vehicles permitted in the campsites. **Gators, ATVs, and personal vehicles will not be permitted.** Mobility Assistance Device Request Forms can be found on our webpage at www.psrweb.org/MobilityAssistance.

Flames & Fuels

No fires or flames inside tents. No propane or white gas lanterns in tents. All liquid and gas fuels are to be used, filled, and stored under adult supervision. No liquid fuel, other than that in the tanks, may be left in the campsites. The camp provides a facility for proper storage. Please refer to your updated “Guide to Safe Scouting” (#34416, also revised quarterly on the National Council website).

NEW Camp Drones Policy

While drones (also known as sUAS) are sure to become part of the typical BSA program, we request that during summer camp, drones are used at a minimum or not at all. If you still choose to bring a drone, you are required to meet these guidelines and notify the Business office of the owner and possible operators:

- Review and be familiar with the information at <http://knowbeforeyoufly.org/>  so you can fly responsibly. The organization provides these recommendations:
- Fly no higher than 400 feet and remain below any surrounding obstacles when possible.
- Keep your sUAS in eyesight at all times, and use an observer to assist if needed.
- Do not intentionally fly over unprotected persons or moving vehicles, and remain at least 25 feet away from individuals and vulnerable property.
- Ensure the operating environment is safe and that the operator is competent and proficient in the operation of the sUAS.
- Do not conduct surveillance or photograph persons in areas where there is an expectation of privacy without the individual's permission. Specifically, near the pool showers and the lakefront changing area.

Any infractions of the above rules may result in loss of fly your drone at camp. Anyone breaking the last point above will be turned over to the local sheriff office.

Prohibited In Camp

The following are absolutely prohibited on camp property: fireworks and explosives of any kind, sheath knives (carried on your person,

this does not include kitchen knives), pets, personal firearms or ammunition, alcoholic beverages, illegal drugs, water balloon launchers, and slingshots.

YOUTH PROTECTION

To address the problem of potential child abuse within the program, the BSA has established procedures, however, the following list is not totally inclusive. All Leaders must have Youth Protection training certification within the last 24 months of being in camp. It is good to use this course as a refresher even if currently trained.

- ✿ **Two-Deep Leadership-** There must be at least two adult Leaders in each campsite; one of which is at least 21 years of age.
- ✿ **One-On-One Contact-** This should not occur between a youth member and an adult; all counseling should be done in plain sight and with the knowledge of at least one additional adult.
- ✿ **Child Abuse Recognition-** Leaders are encouraged to refer to the BSA website for information on protecting Scouts by being aware of common signs of child abuse. <http://www.Scouting.org/HealthandSafety/GSS/gss01.aspx>
- ✿ **Reporting at Camp-** anyone noticing anything that is questionable, should report it immediately to the Camp Director.
- ✿ **Hazing-** Initiation or hazing in any form is not permitted.
- ✿ **Showers-** At the pool, we have separate shower facilities for youth (under 18) and adults (over 18); if an adult must enter the youth shower due to an emergency, try to do so with another adult. The three other shower houses in camp have private stalls for all to use.
- ✿ **Sleeping Arrangement-** No youth will stay in the tent of an adult other than his parent or guardian. It is recommended that youth, if there are three or more years difference in age, not share a tent.
- ✿ **Digital Imaging-** Taking pictures and videos is NOT allowed in shower houses, pool showers, restrooms, etc. Any equipment being used in this manner will be confiscated.

Discipline

The discipline of Scouts lies with the Scoutmaster or adult Leader in charge at camp. The staff will work with the Leaders in resolving any problems that might arise. Chronic problems should be reported to the Camp Director.

Under no circumstances will a Scout be deprived of food, isolated, or subjected to corporal punishment, or physical exercise as a means of discipline. Troop Leaders are accountable for the actions of their Scouts at all times.

A Troop must have at least two adult Leaders (one at least 21 years of age) during their entire stay at camp. Special arrangements can be made for two Troops to share Leadership.

Issues during instructional sessions will be reported to the Scoutmaster for discipline.

MEDICAL INFORMATION

Health Lodge Hours Non-Emergency Needs Daily

8:15 – 8:45 am

1:00 – 1:30 pm

6:45 – 7:15 pm

Health Lodge/Medical Treatment

Medical personnel are provided by the camp to administer to the health needs of campers.

Health Forms

Health forms must be on file at the Health Lodge for everyone in camp. They will be returned to you prior to your departure on Saturday. **PLEASE MAKE A COPY FOR YOUR RECORDS.**

Please download the current BSA physical and fill out parts A, B and C from: <http://www.scouting.org/scoutsource/HealthandSafety/ahmr.aspx>. Any person who will be in camp for less than 72 hours only needs to fill out parts A and B of the form. The form must be turned in at your Pre-Camp Leaders Meeting for all Scouts and Adults coming to camp who are spending the night or actively participating in programs.

In the rare case that some forms must be submitted after the Pre-Camp Leaders Meeting, a COPY should be sent directly to camp. **Please KEEP a COPY of all physicals submitted for your Troop records. We try our best, but sometimes forms can be misplaced during emergencies.**

Informed Consent, Release Agreement, and Authorization Form (Appendix C)

A consent and release form must be signed and turned in for every youth and adult attending camp. Please bring these and turn them in at the pre-camp leaders meeting.

CPAP Machine Power Units

If your unit requires power in their site for a CPAP machine we can provide a solar unit for \$25 for the week. These units **MUST** only be used for CPAP power. If desired, please reserve when signing up for Merit Badges online as supplies are limited.

Minor Injuries

Small cuts, blisters, insect bites and other minor injuries should be addressed by adult Leaders in the Troop using Troop first aid kits. **Please keep a record of all treatments and turn in at check out.**

Youth Medications

Troops are responsible for the administration and handling of youth medications in their troop. There is a refrigerator in the Health Lodge for medications that need to be kept cool.

Life-Threatening Emergencies

Over 90% of our staff are trained in CPR /AED training. **AN AED IS AVAILABLE AT THE HEALTH LODGE AND AT THE POOL.**

Emergencies During the Day- Medical personnel can be reached via the office staff in Loftus Lodge or in any program area during non-posted hours **FOR EMERGENCIES ONLY.**

Emergencies After Hours/at Night- There is an emergency radio located in the Leader's side of the pool shower house near the AED. Instructions on use are posted in both locations. At night, in addition to the radio at the pool, there are staff members with radio communication in both the Health Lodge and Male Staff site. In the Health Lodge please wake the staff in the room with the EMT sign on it. In staff site, please wake the staff in the hut with the red medical cross.

Hospital Transport- Any campers with a serious illness or injury requiring special medical treatment or attention will be taken to Community Hospitals of Williams County – Montpelier, (419) 485-3154. *Parents or emergency contacts will be immediately notified.*

Medical/Accident Insurance

The Erie Shores Council provides medical/accident insurance coverage for registered Scouts and Leaders in Erie Shores Council. Insurance is the responsibility of out of council Troops. All accidents must be reported to the Health Officer. Some Out of Council Troops have Council Insurance; please check with your council. If your council provides the accident insurance, please bring a letter from your council stating that your unit has the insurance. Council provided medical insurance applies to what your primary insurance doesn't already cover.

DINING INFORMATION

PLAN A - DINING HALL

Camp provides all meals at the dining hall **except Friday lunch and Saturday Breakfast, which will be packed out and delivered to your site.** Meals will be provided for all Scouts and Leaders registered for the week. Please arrive 5 minutes early for Grace provided by the staff.

Fresh fruit- will be provided at every meal inside the dining hall.

Breakfast- will be partially self-serve and part cafeteria style. Breakfast times will vary from 7:30 am until 8:00 am. Times will be assigned at check-in based on your distance to the Dining Hall. Please caution Scouts to eat what they take to help reduce waste.

Lunch and Dinner- will be served cafeteria style. Depending on the week, lunch and dinner times may also be staggered due to the number of Troops served.

Meal Times-

Breakfast- 7:30-8:00 am (Assigned times)

Lunch- 12:30-12:40 pm (Assigned times)

Dinner- 6:00-6:10 pm (Assigned times)

*Meal times are subject to change and may have staggered start times.

While we cannot cater to everyone's special dietary needs, if you have a Scout or Leader with special dietary needs or food allergies please submit these on our webpage at www.PSRweb.org/forms at least 2 weeks before your week of camp so we may contact you and discuss options. Those that require special dietary items may be asked to bring their own food (or supplements from our menu).

PLAN B - PATROL COOKING

Camp provides food; **Troop provides equipment** and prepares meals in their sites (except for Sunday and Friday dinners, at the Dining Hall). Friday will be a cold cut sub lunch, to allow you to start cleaning up and packing your site. Meals will be provided for all Scouts and Leaders registered for the week. Your food will be delivered to your site at the post with the campsite name. Please check the food delivery as soon as you receive it. If you need anything, please let the Food Packer know.

Fruit Delivery- Fresh fruit can be delivered to your site. Please request this on your staples request card.

Staples- will be delivered to your campsite. An order form will be given to you at camp. Turn the order in to the food delivery person and your staples will be replenished at the next food drop off time. Make sure to include Troop # and the patrol name. Alternatively, staples can also be picked up at the dining hall during non-meal hours.

Staples Provided- peanut butter, jelly, bread, ketchup, mustard, salad dressing, butter, syrup, salt, pepper, cooking oil, cereal, drink mix, dish soap, sanitizer, sponges, matches, paper towels, and trash bags. Some staple items are available in rationed quantities only. Please refer to the cooking instructions packet provided at the Sunday evening Leaders meeting for more information.

Drop Off Times-

Breakfast- 8:00 to 11:00 pm (night before)

Lunch- 10:30 to 11:15 am

Dinner- 4:15 to 5:00 pm

PLAN C - BRING YOUR OWN FOOD

Troop provides food, equipment and prepares within their meals within their sites. The Troop can have dinner in the Dining Hall on Sunday night for \$6.25 per person. However, you must let us know at the Pre-Camp Leaders meeting and pay for this at the meeting.

Camp can only provide limited refrigeration; **Items that do not require refrigeration cannot be stored at the Dining Hall and must be stored in the site.** Any part of your Troop's food being refrigerated by the camp must be pre-packaged in a brown paper bag and duct taped shut. Please use the half sheet form found on our webpage to label **each** bag. Please also use the bag summary sheet also found on our webpage showing when meals are to be delivered and a number of bags. Both documents can be found at www.psrweb.org/forms.

We are not responsible for mislabeled or improperly packaged food. Your Troop is responsible for the proper storage of delivered food. Food should be checked in with the Dining Hall after 1:00 pm on Sunday when your Troop arrives. Once any food is in storage at the Dining Hall it is not accessible again until it is delivered per the bag summary sheet. Food must be in sealed containers inside the brown bags. Do not vary from this.

Note: Our freezers are at -10 degrees, anything frozen will take time to defrost.

GENERAL INFORMATION WHILE AT CAMP

Trading Post Hours

Sunday	12:30 pm – 5:00 pm
Monday	8:45 am – 11:45 am 1:30 pm – 5:30 pm 7:15 pm – 9:00 pm
Tuesday	8:45 am – NOON 1:30 pm – 5:30 pm 7:15 pm – 9:00 pm
Wednesday	8:45 am – NOON 1:30 pm – 8:00 pm
Thursday	8:45 am – NOON 1:30 pm – 5:30 pm 7:15 pm – 9:00 pm
Friday	8:45 am – 11:45 am 2:00 pm – 5:00 pm
Saturday	7:30 am – 10:00 am

Spending Money at Camp

The amount of spending money needed depends on the Scout's own circumstances and is at the discretion of the Scout and his parents. Typical amounts brought by Scouts vary from \$20 - \$150; however, a Scout can have a very enjoyable week without any extra spending money. The Trading Post is well stocked and provides everyone a variety of equipment, literature, souvenir items, and snacks. We have several special Camp Frontier t-shirts for sale. Also, the Root Beer Cantina is offered twice a week with snacks and root beer floats available. (See Page 12) It is important to remember that each Scout is *responsible* for his own money.

Electronic Device Charging

Have a camera, laptop, or other electronic device and need to charge it? Just stop by the Trading Post and we will charge it for you. Drop-off/pick-up of devices is during normal posted hours. Please have your name on both the charger and device.

Laundry Facilities

Coin-operated laundry facilities are located at the quartermaster building for your convenience. **Please only place clean and washed clothes into the dryers. SHOES AND BOOTS ARE NOT ALLOWED IN THE LAUNDRY MACHINES!**

General Supplies and Ice

All Troops can pick up toilet paper and garbage bags from the Trading Post, these items can be picked up by the Scoutmasters or SPL's for the Troop. Propane in 30lb tanks can also be requested from the ranger staff for stoves and lanterns and no additional charge.

Ice is available for all Troops in camp at no cost from the ice chest behind the Trading Post and at the Quartermaster. Troops must encourage Scouts to drink plenty of fluids (water is best) while at camp. Ice will be delivered with all Plan B meals. Please be courteous and only take as much ice as needed to keep food and water cold.

Quartermaster Information

Located near the **Ecology** area, and available during program time, the Quartermaster is the place to go if you need to check out any tools. All items must be signed for and returned in the allotted time. Rakes, shovels, sledge hammers, axes, loppers, weed whips, picks/mattocks, augers, hand saws, wheel barrows, and small tools are available. A broom, shovel and rake are available in each campsite. \$15 will be assessed for each broken or not-returned tool. For some tools this is a repair cost and not a replacement cost.

Garbage Pickup/Recycling

Trash bags are at the Trading Post. Place your tied, filled bags by the nearest post that has a campsite name on it by **8:00 pm** to be picked up by the Camp Rangers. There is a bin in each site for aluminum, glass and plastic bottle recycling. Camp has 65 total trash and recycling units around camp for your convenience. **IF YOU SEE TRASH ON THE GROUND PLEASE PICK IT UP AND HELP US TO KEEP CAMP CLEAN!**

Shower Facilities

Camp Frontier has four shower houses at camp. There are 3 shower buildings with private showers and changing areas as well as the pool shower house that has shower facilities for both adults and youth. Please work with your Scouts to keep the shower and restrooms clean and free of dirt and litter. At some time during the week, your Troop may volunteer to clean the showers; a cleaning checklist sheet is located in one of the restrooms to guide you through the process.

CAMP STAFF

Camp Staff Opportunities

For those Individuals that are 15 years of age and older, we are always looking for camp staff. If you know an exceptional person who loves camp, please encourage them to apply. Camp staff can be a rewarding and memorable experience for many. If you have anyone that is considering camp staff, please let our Program Director know so they may have a conversation with them before they leave camp. ALL camp staff must have a complete BSA uniform. Applications can be acquired at check out from the Program Director, at the Jadel Leadership Center, or apply online at from www.psrweb.org/CSO.

Counselor in Training (CIT) Program

Many of our current staff members have been trained through our CIT Program. Participation is an excellent learning opportunity. The CIT Program is open to Scouts/Venturers who are 14 years of age or older. The same staff applications may be used. Upon selection, they will be scheduled for their first week. While at camp, they will spend time in each of the program areas to get an overall view of the camp's operations. Over the course of their week, their performance will be evaluated, and they may be invited back for a second week. There is no fee involved in this program, and they may work on one Merit Badge for the week while a CIT with permission of the Program Director. Scouts may not be a CIT the week their Troop is at camp. CIT's are encouraged to attend staff week, June 6-15, 2018.

Have a Comment About Staff?

We as a council have recruited the most qualified staff possible. Each staff member brings a variety of experiences and skills which will benefit the Scouts attending Camp Frontier. We have strived to properly train our staff to prepare and deliver a quality program; however, you may find times that your experience and skills would be of benefit to a particular program area. Please feel free to contact the Program Director about helping out. Should you have any questions or concerns about staff behavior, please contact one of the Camp Leadership Team. If you have a **positive comment**, please share them with our Staff by completing a Staff Praise Card. We offer Staff Praise Cards in Frontier HQ and they are also available from the Camp Commissioner. Feel free to also personally inform specific staff members of any positive praise in order for our staff to continue providing the excellent service and quality we strive to offer.

Adult Leader Guest Commissioners

Want to come to camp for a week without your Scouts? Consider joining our camp staff for a week as a guest commissioner. You will have the opportunity to work with three or four Troops at camp and assist in program delivery. If interested, please email the Camp Director at CampDirector@psrweb.org

Ranger Staff

The Ranger and his staff will do everything and anything possible to make your stay at camp more valuable and meaningful to you and your Scouts. While most of their work is in the background supporting the camp staff, the Ranger staff is here for you as well. Please feel free to contact the Ranger or one of his staff through the Business Office for issues involving facilities, tents, dining flies, cots, stoves, issues with latrines, etc.

The Ranger and staff also would very much like to solicit your eyes and ears about facilities in camp. If you see anything in camp that appears to be broken or needing attention please bring it to the attention of the Commissioner, Program Director, Camp Director, or Assistant Camp Director. In cases of safety issues, please contact any staff member and report the situation who will quickly relay this to the ranger for resolution. We ask that you help us be pro-active as we know that items around camp can break or wear out.

Staff Safety

If you observe inappropriate behavior or unsafe acts by anyone on staff please report this to the Camp Director, immediately so that the person can be coached and/or counseled. It may actually be that what they were doing was appropriate with the information they knew at the time. Of course, we also want to pass on any positive comments back to an individual who has gone out of their way to help you.

Good Turn Scholarship Program

Did you know...the staff selling soda and popcorn at Opening and Closing Campfires aren't just the trading post staff working overtime! The leadership of Camp Frontier has identified a need to recruit and retain the amazing staff that serves our Scouts every summer. The Good Turn Scholarship Program is one method of doing just that. The proceeds from soda and popcorn sales go into a separate fund that will pay out over \$5000.00 in scholarships to our Frontier staff seeking higher education.

ARRIVAL PROCEDURES

Do not arrive at camp prior to 12:30 pm as the gateway will be closed
ALL SCOUTS AND LEADERS SHOULD ARRIVE IN FULL UNIFORM

Arrival Time

Arrival at Camp Frontier will be from 12:30 pm to 3:00 pm on Sunday (arrangements after this time **MUST** be made at the Pre-Camp Leaders Meeting). Troops will be held behind the camp gateway until 12:30 pm. Please note that our staff will be arriving during the morning hours and will be driving in and out of camp. Please do not arrive prior to 12:30 pm.

Trailers

All Trailers are placed in campsites by **camp staff**. Troop trailers are to be parked in the lot at Loftus Lodge. All other vehicles should go to the main parking lot by Frontier HQ. (Follow the signs for Check-In). Camp Trailers are available for Troop and Scout Leader equipment only; NO Scout's personal gear will be transported in camp trailers. Scouts are to carry their personal gear to the campsite. This rule is developed per BSA National Standards. **Camp trailers** need to be emptied as soon as they arrive in the site so they may be used by another Troop.

Where do I check in?

Check-In will be in front of Frontier HQ adjacent to the main parking lot. At this time, you will check your Troop/Patrol Roster and receive your Check-In Packet, which will include the following: Fireguard Chart, Weekly Camp Schedule, Camp Emergency Procedures, Statement of Fees Paid, Troop first aid log, Campsite Inspection Form, and Baden Powell Award Requirements. You may also pay for Merit Badge fee cards at this time. Any remaining Informed Consent and Release Agreement forms must be turned in. It may be helpful to bring a few extra checks to camp if you choose to purchase additional items such as a Troop picture or DVDs. **Your Site Guide will meet you in the parking lot to assist you and your Troop with the Sunday procedures.**

Sunday Schedule

12:30 – 3:00 pm	Check-in at Frontier HQ
1:00 – 5:30 pm	Site Check-In/Set-Up, Swim Checks and Camp Tour
5:30 – 6:30 pm	Dinner (Plan A & B Troops will be given a dinner time at check-in)
7:00 pm	Retreat (At Frontier HQ for entire camp)
7:15 pm	Vespers (Chapel)
8:00 pm	Scoutmasters' & SPL's meeting at Dining Hall
9:15 pm	Welcoming Campfire (Amphitheatre)
10:30 pm	All campers in campsites
11:30 pm	Lights Out

Medical Re-Checks






Your personal Site guide will accompany a Leader to Frontier HQ to re-check all medical forms.

Camp Photo

We will take a photo of your Troop at check-in, so make sure everyone is in full uniform. All Troops will receive one copy of the photo free of charge at checkout. Additional photos may be purchased by the time of the Wednesday Leaders meeting. You can purchase additional photos for \$8.00 and Week-in Review DVDs for \$12.00. Please make sure you purchase these before Wednesday noon from the Business Manager in Loftus Lodge.

Camp Orientation

Upon arrival at your site, change into swimsuits and proceed through the rest of the Check-In procedures with the assistance of your Site Guide. The following steps will occur (not necessarily in this order):

-  Swim Checks at the pool (at assigned times)
-  Campsite Set Up
-  Visit Quartermaster and Trading Post
-  Confirm Camp Equipment
-  Camp Tour

**Full uniforms are to be worn
for Arrival, Dinner, Evening
Flags, Vespers, & Campfire**

ROOT BEER CANTINA

This exciting program has been a great success since its creation. It gives Scouts a chance to "loosen their boots" from Merit Badge sessions and enjoy a totally different aspect of camp. The Root Beer Cantina is a great place for Scouts to extend relationships with boys in their Troop and to meet Scouts from different Troops as well.

The Root Beer Cantina Program that was started by Will Hufstader and Lucas Dixon and is now run by the Camp Frontier Staff. The Cantina proceeds have provided Camp Frontier with new and exciting programs for Scouts and Leaders alike. The funds have purchased our Fire Truck for Waterball; our "blob" and "wibbit", Stand Up Paddleboards and Bellyaks, which are the prize of the lakefront; also provided funds for High COPE, and the camp Suburbans to offer more outposts. The Cantina put in the Foosball court, gaga pit, and the Frank Merritt Bridge. The most recent purchases have been the pedal cars and the kick darts for COSA. Starting this year, Handicrafts will receive a new building and the Root Beer Cantina will be helping out on that major undertaking. Also just for the 50th Summer, when you purchase your Cantina Presale ticket you will receive a wooden nickel instead of a paper ticket. The wooden nickel will be stamped when you pick up your glass and you can keep it also as a memento.

A Root Beer Float with a glass mug you may take home with you sells for \$4.00. Refills are \$3.00; snacks, candy, and soda are also available. Troops are able to purchase presale tickets at the Trading Post and at the Business Office. Cash sales are also available at the event.

YOU'RE INVITED!

WHO: Energetic Scouts, Leaders and guests

WHAT: A free party put on by the Camp Frontier Staff

WHEN: Tuesday and Wednesday evenings from 9:15 pm-10:30 pm

WHERE: At our beautiful amphitheater.



PARENT'S NIGHT

Parent's Night

All parents and other family members are invited to visit Camp Frontier on Wednesday evening. If your Troop has a feeder Pack you may want to invite the Webelos II Scouts and their parents so they can get a taste of what camp has to offer. **A Parents information page is provided in Appendix G.**

Scoutmasters need to tell the Business Manager how many visitors they will have by **the Monday morning Leaders meeting** if their guests would like to eat camp supplied food. Please also let the Business Office know if your troop plans to eat their own food in the site and not eating camp provided food.

Families will be greeted upon arrival at Loftus Lodge. They will be given necessary directions, and the opportunity to purchase meal tickets if reservations are made.

Guest meals will be \$6.25 per person and \$4.25 for children from 4-10. The highlight of the evening will be the Order of the Arrow call-out ceremony.

Order of the Arrow



The Order of the Arrow is an important part of camp and camping. All OA members are encouraged to wear their sashes Wednesday evening beginning with flags. Out of Council Troops may have their youth called-out at this ceremony by obtaining a letter from their Scout Executive authorizing this call-out. All elections must be held prior to camp. Trail guards are always needed. If your Scouts are interested have them contact the Camp Chief. The Camp Chief will be introduced during the first Flag Ceremony. Enter your list of Scouts that need to be called out on the online Merit badge signup system refer to Appendix N-O). Upon arrival at camp, verification of those signed up will need to be given to the Business Manager at the Pre-Camp Leaders Meeting.

No Pets Policy

For everyone's safety and complete comfort, please do not bring family pets.

Parent's Night Schedule

4:00 pm	Families begin to arrive and check in at Loftus Lodge.
5:45 pm	Flags (for all campers and family members, at Frontier HQ).
6:00 pm	Dinner
7:00 – 8:00 pm	Program Areas (open to visits by family members and Scouts).
1:30 – 8:00 pm	Trading Post is open.
8:15 pm	OA Call Out—Starts at the Amphitheatre (see above)
9:15 – 10:30 pm	Root Beer Cantina Open at Amphitheatre (page 12)



For real time weather information from the PSR Weather station scan the QR code here with your phone or tablet!



FRIDAY NIGHT SCHEDULE

5:00 pm	Program Areas close
5:30 pm – 6:30 pm	Dinner at assigned time at the Dining Hall
7:00 pm	Flags at Frontier HQ
7:15 pm	Camp Wide Game (location TBA)
8:45 pm	Frontiersman Program at Frontier Trading Company
9:30 pm	Campfire at the Amphitheatre
11:00 pm	Lights Out

DEPARTURE PROCEDURES

PLEASE PLAN TO LEAVE CAMP BEFORE 10:00 am ON SATURDAY

Check Out List

1. Early in the week, sign up for trailer removal time at Frontier HQ. Make sure you sign up for a time for **each** trailer in your site. You can also request a camp trailer on this list if you have extra Troop gear. Trailer sign up is on a first come/first serve basis.
2. On Saturday morning, the food packer and Ranger staff will deliver breakfast for Plan A and B units. They will also drop off the Merit Badge cards and site inventory lists. While in the campsite, review your Merit Badge records. All discrepancies can be handled at Frontier HQ during checkout or before.
3. Have breakfast in the site. Turn the site inventory list over to your Site Guide. Following breakfast, your Site Guide will stay with your unit until your Troop departs and completes the Check-Out list.
4. Pack all personal and Troop equipment.
5. Return all signed out equipment to the Trading Post and obtain the sign-out card.
6. Clean any camp owned patrol boxes, stoves, latrines, and/or fire rings, etc.
7. **If instructed to do so**, take down tents, cots, or dining flies.
8. Police the site for garbage. Leave it better than you found it. Look at the site's perimeter just inside the bushes for trash etc. Place all bagged trash by the campsite sign at the road.
9. Once the site is clean and ready, your Site Guide will inspect the site.
10. After the Site Guide is satisfied with the site, a Site Commissioner will be called for final inspection.
11. Pack up the Troop and head for the parking lot.
12. Stop by Frontier HQ to obtain your camp patches, pictures, and DVDs if they have been ordered.
13. If you have not done so yet, sign up for a site for next year. A non-refundable deposit is required within 2 weeks of signing up for a site or the site will be released for reservation again.
14. Complete your camp evaluation form and turn it in.
15. Turn in your Troop first aid log
16. Have a safe trip home.

See the Staff checkout checklist in Appendix K for the exact list we use during camp check out.

COME BACK AND VISIT US

Tent Camping:

After attending Camp Frontier, your unit is welcome to come back for a weekend of tent camping **free of charge** to be used before June 1st of the following year. This weekend will not apply to any District or Council camping event. Also, consider cabin camping in our luxurious cabins (this is not included as part of the free tent camping).

Cabins:

Cabins are available at PSR at all times other than summer camp. The cabins are located behind the Dining Hall on Lake Teagarden. Please check out pictures of the cabins and pricing at www.PSRweb.org. Cabins #2-#4 are set up with 2 bedrooms, a living room with kitchen, hot and cold running water with bathroom and shower. Cabins #2-#4 sleep 12 people each. Cabin #1 is set up with 4 bedrooms, a living room with kitchen, hot and cold running water with 2 full bathrooms. Cabin 1 sleeps 18 people. Also available for rent is **Loftus Lodge**, featuring 3 bedrooms with beds for 6, extra 15 mattresses, bathrooms and shower, complete kitchen, fireplace, and gas heat. To make reservations, email CampDirector@PSRweb.org.

CAMP FRONTIER SUMMER PROGRAM



2018

TROOP PROGRAM PLANNING AT CAMP

Variety of Activities

Since each Troop's program will be different, the needs and interests are different. There are four general patterns within the Troop's program while at camp.

- Activities in which all members of the Troop take part.
- Activities that are best carried out by Patrol
- Informal activities that are most suited for a few Scouts to do together.
- Special interests a boy may find on his own.

Balanced Program

There should be several major areas of your Troop's program.

- **First** is the individual advancement of the Scouts. A list of the advancement opportunities available at camp is provided in this guide.
- **Second**, there are many non-Merit Badge program opportunities offered by the camp.
- **Third**, if your Troop would like to undertake some activity not listed on these pages see the Program Director at camp or email at ProgramDirector@PSRweb.org.

The balanced program—the total living experience in camp—must revolve around the Scout and his personal interests with his friends in his Patrol, Troop, and camp community. It must contain advancement and other activities. The daily and weekly schedule in camp is not program; it is an instrument for planning and administering the program. It is important that each Troop establish its own identity and gain experience in the building and administration of its own program.

Examples of inter-Troop activities are:

- | | |
|------------------------|---|
| • Waterball | • Service Projects (schedule at Ecology) |
| • Volleyball | • Nature Hike (pre-arranged, not offered on Wednesday nights) |
| • Troop Shoot | • Human Foosball |
| • Inter Troop Campfire | • Gaga Ball |

Over Scheduling

In planning your Troop's program, beware of OVER SCHEDULING. Remember that the camp program must be varied to meet the wide range of requirements of the different Troops coming to camp. Any attempt to participate in all, or even most, of the program features offered will almost inevitably result in various degrees of frustration and disappointment. Have your Scouts review the Merit Badges pamphlets they want to do as they prepare for camp. Improper pre-camp preparation can result in unneeded frustration and disappointment.

Troop Activities

Troop activities take place Monday through Thursday evenings after flags. SPLs can sign up at the bulletin boards located outside of Frontier HQ. **Sign-ups begin the moment you arrive at camp and are first come, first serve so check the Frontier HQ sign up boards.** Alternative choices should be decided in advance. Troop Activities are an exciting opportunity to have fun with your Troop and are also a requirement for the Baden Powell Award (Appendix B). Troop activities are not mandatory; however, we highly recommend that you take advantage of this opportunity to have fun and to build Troop spirit.

SENIOR PATROL LEADERS

Daily SPL Meetings

Monday through Friday at 1:15 pm at Frontier HQ

Checklist before Camp

1. Plan the program with your Scoutmaster by referring to this Leaders Guide.
2. Make sure each patrol has its own flag and yell, and your Troop has its own yell.
3. Coordinate Patrol Leaders and the daily schedule through your Patrol Leaders Council. Plan a daily meeting while at camp to evaluate the day's progress and review the next day's schedule.
4. With the Troop Quartermaster, check on Troop equipment needed and make tent assignments by patrols where possible.
5. Instruct patrol Leaders to strive for advancement objectives for each Scout in his Patrol and to have a "full" Patrol for camp.

Checklist at Camp

1. On arrival, post on campsite bulletin board:
 - a. Advancement progress chart
 - b. Troop's program for the week
 - c. Patrol activity sheet
 - d. Fireguard plan (camp provides form at check-in)
 - e. Clean-Up Assignments/Duty Roster
2. Meet with the Scoutmaster to review the program. Sign up for Troop activities at Frontier HQ upon arrival on Sunday.
3. Represent your Troop at the Senior Patrol Leaders Meetings. (8:00 pm on Sunday at the Dining Hall; 1:15 pm Monday through Friday at Frontier HQ.)
4. Make sure your campsite is prepared for daily inspections. The inspections will be done Tuesday through Friday during open program time by volunteer Commissioners.
5. Preside at your Troop Meetings to share information from your SPL meetings. Promote activities for individuals and groups to do.
6. Lead within your Troop at Closing Campfire, camp-wide Games, inter-Troop campfire, Troop campfire, and scheduling of Troop activities.
7. Conduct color guard ceremonies in your campsite.
8. Conduct a daily meeting of the Patrol Leaders Council to review the program for the next day:
 - a. Review responsibility for each activity.
 - b. Have Patrol Leader report on the advancement of each Scout in his patrol,
 - c. Discuss results of campsite inspection with Patrol Leaders.
 - d. Make the program work by following up on patrol Leader assignments.
9. When your lower your unit's colors in your site, it is a good time to recognize and celebrate those Scouts who have completed advancement by holding a "roll call" and posting such advancement on the campsite chart.

Free SPL Week

Camp Frontier offers all SPLs a free week of camp to take Merit Badges. Please use the free SPL registration form to register. Only available for SPL's that do not take Merit Badges during their Troop's week at camp.

SPL Weekend

Each spring Camp Frontier hosts a weekend for all SPL's coming to camp. The weekend is April 13-15, 2018, and is held at Camp. Program sessions include information, games, and teambuilding. More information will be sent to your Troop closer to the date.

2018 SCHEDULE OF CAMPWIDE ACTIVITIES/EVENTS

	Sunday	Monday	Tuesday	Wednesday	Thursday	Friday	Saturday
Morning		6:00 Polar Bear Swim 7:15-8:00 Breakfast 8:30 Flag Raising 9:00 Program 9:15 Leaders Mtg. 10:00 Program 11:00 Program 11:45 TP Closes 12:30 Lunch	6:00 Polar Bear Swim 7:15-8:00 Breakfast 8:30 Flag Raising 9:00 Program 9:15 Leaders Coffee Social 10:00 Program 11:00 Program 12:00 TP Closes 12:30 Lunch	6:00 Polar Bear Swim 7:15-8:00 Breakfast 8:30 Flag Raising 9:00 Program 10:00 Program 11:00 Program 12:00 TP Closes 12:30 Lunch	6:00 Polar Bear Swim 7:15-8:00 Breakfast 8:30 Flag Raising 9:00 Program 9:15 Leaders Coffee Social 10:00 Program 11:00 Program 12:00 TP Closes 12:30 Lunch	7:15-8:00 Breakfast 8:30 Flag Raising 9:00 Program 10:00 Program 11:00 Program 11:45 TP Closes 12:30 Lunch (Plan A eats in campsite)	7:30 TP Open 7:30 Delivery of "A & B" Troops breakfast to sites 8:00-10:00 Troops head home 10:30 TP Closes
Afternoon	12:30-3:00 Troops Arrive 1:15-5:00 Swim Checks 5:30-6:30 Dinner at assigned times 5:30-6:30 Flying Squirrel	Free Time 1:15 SPL Meeting 2:00 Program 3:00 Open Program 4:00 Open Program 5:00 Area Closed 5:30 TP Closes 6:00 Dinner	Free Time 1:15 SPL Meeting 2:00 Program 3:00 Open Program 4:00 Open Program 5:00 Areas Closed 5:30 TP Closes 6:00 Dinner	Free Time 1:15 SPL Meeting 2:00 Program 2:00 Leaders Meeting 3:00 Open Program 4:00 Open Program 5:45 Flags 6:00 Dinner 6:00 Flying Squirrel TP OPEN thru DINNER Parent's Night!	Free Time 1:15 SPL Meeting 2:00 Program 3:00 Open Program 4:00 Open Program 5:00 Areas Closed 5:30 TP Closes 6:00 Dinner	Free Time 1:15 SPL Meeting 2:00 Program 3:00 Open Program 4:00 Open Program 5:00 Areas Closed 5:00 TP Closes 5:30-6:30 Dinner at assigned times	FOOD DELIVERY: Plan B & C Troops will have their food delivered on the following schedule: Breakfast: Deliver the night before 8:00-11:00 pm Lunch: 10:30-11:15 Dinner: 4:15-5:00 Make sure someone is in the campsite to receive the food. Trash Pick-up 8:00 pm Please leave trash by campsite posts.
Evening	7:00Flags 7:15 Vespers 8:00 Scoutmaster/ SPL Mtg. 9:15 Opening Campfire 10:00-11:00 Astronomy 10:30 All Campers in Sites 11:30 Lights Out	7:00 Flags 7:15-9:00 Troop Activities 7:15 Waterball 8:30 First Year Camper Social 8:30 Senior Camper Tour 9:00-10:00 OA Social 10:00-11:00 Astronomy 11:00 All Campers in Sites 11:30 Lights Out	7:00 Flags 7:15-9:00 Troop Activities 9:15 Cantina 10:00-11:00 Astronomy 11:00 All Campers in Sites 11:30 Lights Out	6:45-8:00 Program Areas Open 6:45 Brotherhood Conversion 8:00 Program Areas and TP Close 8:30 OA Call Out, meet at Amphitheater 9:15 Cantina 10:00-11:00 Astronomy 11:00 All Campers in Sites 11:30 Lights Out	7:00 Flags 7:15-9:00 Throw Back Thursday 50th Camping season events 10:00-11:00 Astronomy 10:30 All Campers in Sites 11:30 Lights Out	7:00 Flags 7:15 Camp-wide Competition 8:45 Honor Camper Program 9:30 Closing Campfire 10:30 All Campers in Sites 11:30 Lights Out	
	Opening Campfire!	Waterball! Troop Activities	CANTINA!!	Order of the Arrow Call Out Ceremony CANTINA!!	Special 50th Camping season Events	Camp-wide Games Closing Campfire!	

More open area activities shown on page 26

INTRODUCTION TO MERIT BADGES AT CAMP



(To be shared with each Scout taking a Merit Badge at camp)

1. Obtain and read the Merit Badge books prior to coming to camp.
2. Get a signed Merit Badge form from your Scoutmaster for each Merit Badge you are taking. It is your admission ticket to your first session on Monday.
3. Your staff counselor will help you learn and do the things that are required.
4. Some requirements must be completed prior to coming to camp.
5. When the counselor is satisfied that you have met each requirement, he/she will sign your form and return it to your Scoutmaster on Saturday morning.
6. Partial completions will also be noted on the form.
7. You are expected to meet the requirements as they are stated—no more and no less. You are expected to do exactly what is stated in the requirements. If it says

‘show’ or ‘demonstrate’, that is what you must do. Just talking about it isn’t enough.

Introduction to Prerequisites:

Prerequisites are requirements that cannot be completed at camp due to time constraints, location restraints, or other circumstances. Scouts who do not complete the prerequisites before coming to camp will not complete the Merit Badge at camp. Scouts should read Merit Badge books prior to coming to camp.

There are three types of prerequisite categories:

Activity Participation

This is a requirement that just asks the Scout to attend an event, activity, or visit a location. Examples would be participating on a sports team, visit your state capital, or take a year of a foreign language. Either a Scoutmaster or parent can verify these with a signed note and proof of the completed requirement.

Activity Participation with Action

This is a requirement that asks the Scout to do something then have the counselor evaluate it. Examples would be “conduct a home safety audit” or “conduct a home fire drill” or “collect 10 insects and properly identify them” For proving these type requirements, a note will not do. The Scout should bring with them whatever they needed to do, whether it is a rock collection, a copy of a letter to your congressperson or a budget for three months. Sometimes items are not easily brought, i.e. fish; in that circumstance, a picture of you with the fish is satisfactory with a note from the parent or Scoutmaster.

Paperwork

This is a requirement that asks you to either write or draw something. Examples would be reports for Environmental Science, drawing a home escape plan, or write a 500-word report on a book about mammals. This paper needs to be brought to camp for the Scout to show to the counselor.

Merit Badge Fees

Some Merit Badges that require extra materials will have additional fees.

A Note on Plagiarism

There are a number of merit badges where the Scouts are required to prepare reports on various topics. Except where the requirements indicate that the paper is to be based on the Scout's own observation and empirical research conducted by the Scout, we anticipate that the Scouts will use published and online resources in the preparation of the reports. The reports which the Scouts prepare frequently are going to approximate the structure and content of the published material. That is permissible. The report is to be in the Scout's own words, Thus it is impermissible to simply directly copy material from one or several sources and present that as the report.

Merely changing a word or substituting a phrase does not cure the plagiarism.

2018 MERIT BADGE OFFERINGS

Merit Badge	Times Offered	Size	Prerequisites	Minimum Rank	Costs
Aquatics – Lakefront					
Canoeing	9, 10, 11, 2:00	20	Able to pass BSA Swimmers' Test at camp	None	None
Kayaking	9, 10, 11, 2:00	16	Able to pass BSA Swimmers' Test at camp	None	None
Motor Boating	9, 11, 2:00	12	Able to pass BSA Swimmers' Test at camp	None	None
Rowing	10:00	12	Able to pass BSA Swimmers' Test at camp	None	None
Small Boat Sailing	9, 10, 11, 2:00	8	Able to pass BSA Swimmers' Test at camp	None	None
Aquatics – Pool					
Lifesaving	9, 10, 2:00	20	Able to pass BSA Swimmers' Test at camp, 1a	None	None
Swimming	9, 10, 11, 2:00	20	Able to pass BSA Swimmers' Test at camp,	None	None
COSA (Camp Outdoor Skills Area)					
Camping	9, 10, 11, 2:00	15	3, 4b, 5e, 8c, 8d, 9	First Class	None
Cooking	9, 11, 2, 3:00	15	4, 5, 6	None	None
Emergency Preparedness	9, 10, 2:00	20	1, 2c, 6c, 8b	None	None
First Aid **Note 2 hours**	9-11, 2-4	12	None	First Class	\$10.00
Fire Safety	11:00	20	6a	None	None
Geocaching	9:00, 2:00	20	7, 8, 9	None	None
Hiking & Backpacking	3:00	20	Hiking: 4, 5, 6 Backpack: 6b, 9, 10, 11	None	None
Orienteering	3:00	20	Large Time Requirements	None	None
Pioneering**Note 2 hours**	10-12:00	15	2a	First Class	None
Search and Rescue	10, 2:00	15	4, 5, 6a	First Class	None
Traffic Safety	11:00	20	5	None	None
Trail To the Eagle					
Citizenship in the Nation	9, 11:00	16	2, 8	Star or 14yrs	None
Citizenship in the World	2, 3:00	16	7	Star or 14yrs	None
Communications	2, 3:00	16	5, (3, 8 recommended)	Star or 14yrs	None
Personal Management	9, 11:00	16	1, 2, 8a, 8b,8c	Star or 14yrs	None
Ecology (be sure to see page 30 for any additional comments)					
Animal Science	10:00	20	6 - Visits	First Class	None
Astronomy	9, 10:00	20	6b, (8 would be helpful)	None	None
Bird Study	9:00	20	7b – helpful to print at home, 8	None	None
Chemistry	2, 3:00	20	(7 would be useful)	First Class	None
Electronics 2 hour class (week 5 only)	2-4:00	8	None	First Class	\$25.00
Envi. Sci. 2 hour class	9-11, 2-4	20	None	First Class	None
Fish & Wildlife Management	2:00	20	5	None	None
Fishing	10, 11, 3:00	20	(9 would be helpful)	None	None
Fly Fishing	9, 2:00	8	(10 would be helpful)	First Class	\$6.00
Forestry	9:00	20	5	None	None
Geology	10:00	20	5	First Class	None
Insect Study	11:00	20	9	First Class	None
Mammal Study	10, 3:00	20	None	None	None
Mining in Society	9:00	20	5 would be useful	None	None
Nature	11:00, 2:00	20	4 (we will attempt as much of 4 as we can)	None	None
Oceanography	11:00	20	8c – complete outline ahead of arrival	None	None
Plant Science 2 hour class	10:00 to Noon	15	None	First Class	None
Pulp and Paper	2:00	20	6, 7	None	None
Radio - 1 ½ hour class	9-10:15 10:30-12:00	15	None	First Class	None
Reptile and Amphibian	3:00	20	8	None	None
Soil and Water Conservation	3:00	20	None	None	None
Space Exploration	11, 2, 3:00	15	None	None	\$17.00
Sustainability	11:00	20	1 (must be completed before camp), 2, 4, 5	First Class	None
Weather	2:00	20	9	None	None

Merit Badge	Times Offered	Size	Prerequisites	Minimum Rank	Costs
Extreme Sports/Tower					
Athletics	9:00	20	3, 5, 6b	None	None
Climbing	9, 10, 11, 2:00	12	None	12 Years	None
Cycling	9:00	16	7A (b, c) or 7B	None	None
Game Design	2:00	16	None	None	None
Golf ** 2Hours on Tuesday	10:00	8	8 (outpost on Tues. you will miss 11AM class)	None	\$17.00
Personal Fitness	9, 10, 11:00	20	1b, 8, 9	None	None
Sports	10:00	20	4, 5	None	None
Handicrafts					
Art	2:00	20	6, 7	None	\$4.50
Basketry	9, 3:00	15	None	None	\$8.00
Chess	9, 10, 11:00	16	None	None	None
Composite Materials	2:00	15	4	Second Class	\$7.00
Fingerprinting	9:00	25	None	None	None
Graphic Arts	11:00	15	5b, 6	None	None
Leatherwork	9, 10, 11, 2, 3:00	20	None	None	\$8.00
Metalworking	9, 10, 11, 2, 3:00	12	Fireman Chit Card	Second Class	\$6.50
Painting	9:00	15	None	None	None
Pottery	2, 3:00	12	7	Second Class	\$8.00
Sculpture	10, 11:00	6	None	Second Class	\$11.00
Signs, Signals and Codes	2:00	15	7	None	None
Theater	10:00	10	1	None	None
Welding	9, 10, 11, 2, 3:00	10	7a	First Class	\$8.00
Woodcarving	10, 11, 3:00	16	Totin' Chip Card	Second Class	\$4.00
Frontier Trading Company (FTC)					
Textiles	9:00	20	6	None	None
American Heritage	10:00	20	3c	None	None
Indian Lore	10, 11:00	20	None	None	\$9.00
FTC Program	2:00 – 5:00	10	None	14 years	None
Wilderness Survival	9, 11, 2:00	15	Bring personal survival kit	None	None
Shooting Sports					
Archery	9, 10, 11, 2, 3:00	16	Bring State laws if out of Ohio (1c)	None	\$4.50
Rifle Shooting	9, 10, 11, 2, 3:00	16	Bring State laws if out of Ohio (1d)	12 Years	None
Shotgun Shooting	9, 10, 11, 2, 3:00	8	Bring State laws if out of Ohio (1d)	12 Years	\$15.00
Additional Merit Badges					
NEW Automotive Maintenance	2:00	15	2h (bring with you if applicable)	First Class	None
Bugling/Music	11:00	6	Bug 6, 2 yrs experience, Mus 3	None	None
Crime Prevention	10:00	15	2, 4, 5, 6, 7	None	None
Law (WEEK 5 ONLY)	11:00	16	4, 6a, 7	13 yrs/1 st class	None
Photography	10:00	12	Bring digital camera	14 years	None
NEW Plumbing	3:00	15	None	First Class	\$7.00
Public Speaking	2:00	20	Prep for #2	None	None
Older Scout Merit Badge Opportunities					
Aviation	Thurs (meet @ Loftus)	8	Must turn in permission slip	14 years	\$55.00
Horsemanship	Tues (meet @ Loftus)	6	11c, 11d Must turn in permission slip	14 years	\$50.00
Non Merit Badge Program Offerings					
Starting Place	Refer to page 40	N/A	None	None	None
Snorkeling	10:00	12	Able to pass BSA Swimmers' Test at camp	None	None
Stand-Up Paddleboarding	9, 10, 11, 2:00	12	Able to pass BSA Swimmers' Test at camp	None	None
Instructional Swim	3:00	N/A	None	None	None
Mile Swim	4:00	N/A	Able to pass BSA Swimmers' Test at camp	None	None
ATV Adventure (2 Hour Class)	9-11, 11-3, 3-5:00	8	Parent Permission	14 years	\$60.00
Mountain Biking	11, 2, 3:00	16	See Extreme Sports Page	None	None
Mountain Boarding	11, 2, 3:00	7	See Extreme Sports Page	None	None
Trek Safely/Leave No Trace	4-5 Tuesday	20	None	None	None
COPE	Mod. Low, Tues. High 7-9:00	N/A	Minimum of 6 people for low and 8 for high	13 years	None

CAMP FRONTIER PROGRAM SCHEDULE

Program areas all closed during Lunch (12:00 – 2:00) and Dinner (5:00 – 7:15). All Areas close at 9:00pm, unless otherwise specified. **EAGLE REQUIRED MERIT BADGES SHOWN IN RED**

	Aquatics	Ecology	Handicrafts	Shooting Sports	COSA (Scoutcraft)	Tower/Extreme Sports	Starting Place/Eagle	Other Programs
9:00	Canoeing (Lake) Kayaking (Lake) Motor Boating (Lake) Small Boat Sailing (Lake) Stand-Up Paddleboarding (Lake) Lifesaving (Pool) Swimming (Pool)	Astronomy Bird Study Environmental Science (9-11) Fly Fishing Forestry Mining in Society Radio (9-10:45)	Basketry Chess Leatherwork Metalworking Painting Fingerprinting Welding	Archery Rifle Shooting Shotgun Shooting	Camping Cooking Emergency Preparedness First Aid (9-11) Geocaching	Athletics Climbing (Tower) Cycling Personal Fitness	Personal Management Cit in Nation	Textiles (FTC) Wilderness Survival (FTC) ATV Adventure (9-11)
10:00	Canoeing (Lake) Kayaking (Lake) Rowing (Lake) Small Boat Sailing (Lake) Snorkeling (Lake) Stand-Up Paddleboarding (Lake) Lifesaving (Pool) Swimming (Pool)	Animal Science Astronomy Environment Science (Cont.) Fishing Geology Mammal Study Plant Science 10-12 Radio (Cont.)	Chess Leatherwork Metalworking Sculpture Theater Welding Woodcarving	Archery Rifle Shooting Shotgun Shooting	Camping Emergency Preparedness First Aid (cont.) Pioneering (10-12) Search and Rescue	Climbing (Tower) Golf Personal Fitness Sports	Photography Crime Prevention	American Heritage (FTC) ATV Adventure Cont. Indian Lore (FTC)
11:00	Canoeing (Lake) Kayaking (Lake) Motor Boating (Lake) Small Boat Sailing (Lake) Stand-Up Paddleboarding (Lake) Swimming (Pool)	Fishing Insect Study Nature Oceanography Plant Science (cont.) Space Exploration Sustainability	Chess Graphic Arts Leatherworking Metalworking Sculpture Welding Woodcarving	Archery Rifle Shooting Shotgun Shooting	Camping Cooking Fire Safety Pioneering (cont.) Traffic Safety	Climbing (Tower) Personal Fitness Mount. Biking (open) -limited Tuesday Mount Boarding	Cit in Nation Personal Management	Indian Lore (FTC) Bugling/Music (Chapel) Law (WK 5 ONLY) Wilderness Survival (FTC) ATV Adventure (11-3)
2:00	Canoeing (Lake) Kayaking (Lake) Motor Boating (Lake) Small Boat Sailing (Lake) Stand-Up Paddleboarding (Lake) Lifesaving (Pool) Swimming (Pool)	Chemistry Electronics (2-4) week 5 only Environmental Science (2-4) Fish and Wildlife Management Fly Fishing Nature Pulp and Paper Space Exploration Weather	Art Composite Materials Leatherworking Metalworking Pottery Signs, Signals and Codes Welding	Archery Rifle Shooting Shotgun Shooting	Camping Cooking Emergency Preparedness First Aid (2-4) Geocaching Search and Rescue	Game Design Climbing (Tower) Mount. Biking (open) Mountain Boarding	Communications Cit in World	NEW Auto. Maintenance FTC Program Public Speaking (Chapel) Wilderness Survival (FTC) ATV Adventure Cont.
3:00	Instructional Swim (Pool) Open Swim (Lake)	Chemistry Electronics (cont.) Environmental Science(cont.) Fishing Mammal Study Reptile & Amphibian Soil and Water Conservation Space Exploration	Basketry Leatherwork Metalworking Pottery Welding Woodcarving	Archery Rifle Shooting Shotgun Shooting	Cooking First Aid(Cont.) Hiking/Backpacking Orienteering Totin Chip (M,Tu) Fire'n Chit (M,Tu) Paul Bunyan	Open Climb Mount. Biking (open) -limited Tuesday Mountain Boarding	Cit in World Communications	ATV Adventure (3-5) FTC Program Cont. NEW Plumbing
4:00	Mile Swim (Pool) Open Swim (Lake) Open Boating (Lake)	Hornaday Award (Tues) T-2-1 Requirements – by appointment only	Open Area	Open Shoot	Totin Chip (M,Tu) Fire'n Chit (M,Tu) Paul Bunyan Rope making (T) Trek Safely/Leave No Trace (Tu)	Open Climb Pole Climb (TU,TH)	Open Area	FTC Program Cont. ATV Adventure Cont.
Evening (7:15 – 9:00)	Open Swim – Mon, Tues, Wed(Pool) Water Polo – Thursday (Pool) Open Boat Till 8:30pm (Lake)	Astro. Observ. 10:00 pm (S-Th) Croakers & Peepers (Mon 9:30) Solar System Hike (Mon 9:30) Wild Edibles (Tuesday) Amateur Radio (Tu-Th) Euchre (Thursday)	Open Area Mon: Boondoggle Tue: Leather Belts/Bracelets Wed: Tie Dye T-shirts Thur: Sand Candles	Open Shoot Leader Shoot (Tues) Wed no MB work	Whiffle Ball (Mon) Pioneering Workshop (M) Bowling Competition(Tu) Human Foosball (Tu) Ice Cream Making (Wed) Tug of War (W,Th) Survival Bracelets (Th)	Open Climb	Areas Closed For Camp Wide Games	2 man saw (Mon FTC) Tomahawk (Tues FTC) Fire making (Wed FTC) Night Hike (M-9:30, FTC)

ADULT LEADERS NEEDED FOR OUTPOST

While all of our staff members at Camp Frontier are trained to the highest level in terms of program skills and safety, it is simply not possible for just a few staff members to watch over a multitude of Scouts in some of the offsite and backwoods activities such as outposts. This is where we ask that adult Leaders attending camp with their Scouts to offer their own personal skills and services.

Things that you should expect when signing up for an Outpost at Camp Frontier include...

- A helpful and skilled staff to lead the group and watch out for the safety of others.
- A well-developed program that compliments the Merit Badge or activity.
- The opportunity to learn new skills or challenge the group.
- An enjoyable program that is fun and educational for both youth and adults.

Things that the Camp Frontier Staff would expect from Leaders signing up for Outpost include...

- Leaders who can lend a hand in watching over the Scouts during outpost activities.
- Leaders who can help transport Scouts to offsite outposts.
- Leaders who can lend their own related skills or ability and increase the value of the program.
- Leaders who can help our staff create a positive, fun, and educational experience that Scouts will remember long after summer camp.
- Leaders with an awesome positive attitude.

In meeting these expectations both the Camp Frontier staff and our adult volunteers attending camp can offer a valuable program that is not only educational but fun. Here at Camp Frontier, we know that an exceptional summer camp program is built with the help of many dedicated volunteers. We would like to thank all the Leaders that take on the extra responsibility of being an outpost volunteer and helping our camp to deliver an extraordinary program year after year.

OUTPOST SCHEDULE

Tuesday

<p>Starting Place “Rendezvous”</p> <p>This is an in-camp outpost for first-year campers. Enjoy building fires, cooking a hot meal, and meeting fellow new Scouts. Also, learn new skills to continue working on your Scout, Tenderfoot, Second Class, and First Class requirements. While our experienced staff will lead the evening’s activities, adult Leadership’ and support is encouraged. Dinner included.</p> <p>Time: 4:00 pm – 8:00 pm</p> <p>Meeting Location: Frontier HQ</p> <p>Registration: Sign up at Frontier HQ by Monday at 2:00 pm</p> <p>Requirements Covered: T2, T3a,b,c; 2nd 2a,b,c,d; 1st 3</p> <p>Max Number of Participants: none</p> <p>Adult Leadership: Strongly recommended to assist with supervision</p>	<p>Cycling Outpost</p> <p>Riding will be both in camp and off-site. We may stop at a local carry out; you may want to bring spending money. Wear light reflective clothing. Dinner Included.</p> <p>Time: 4:00 pm – 8:00 pm</p> <p>Meeting Location: Extreme Sports</p> <p>Registration: Sign up at Frontier HQ by Monday at 2:00 pm</p> <p>Requirements Covered: One 15 mile ride of Req. #8</p> <p>Max Number of Participants: 20</p> <p>Adult Leadership: Must have one 21+ and one 18+ Leader to assist with supervision. One Leader is needed to drive the follow vehicle.</p>
<p>Horsemanship Outpost</p> <p>This outpost requires a signed permission slip. The Scouts will visit a local horse ranch where they will work on the Horsemanship Merit Badge. There is a required pre-course session at camp Monday at 4:00pm at the Dining Hall. Dinner Included.</p> <p>Time: 4:00 pm</p> <p>Meeting Location: Loftus Lodge</p> <p>Registration: Sign up with the Business Manager after June 1 or at the Pre-Camp Leaders Meeting</p> <p>Requirements Covered: All but requirements 11c and 11d.</p> <p>Max Number of Participants: 6</p> <p>Adult Leadership: Must have two 21+ Leaders to assist with supervision and transport.</p>	<p>Golf Outpost</p> <p>We will have a pre-packed lunch prior to starting at the course. Scouts will be golfing 9 holes and being observed for course etiquette and utilization of golf skills. Scouts and adults attending should bring their own equipment to the course.</p> <p>Time: 10:00am – 2:00pm</p> <p>Meeting Location: Loftus Lodge</p> <p>Registration: Sign up at Frontier HQ by Monday at 2:00 pm</p> <p>Max Number of Participants: 8</p> <p>Adult Leadership: Must Have two 21+ Leaders to assist with supervision and transport</p>

Thursday

<p>Wilderness Survival Outpost</p> <p>This is a challenging outpost meant for older Scouts. Not Allowed for First Year Scouts. The FTC Staff will guide Scouts through an overnight adventure while being “lost” in the backcountry. Scouts will need to practice Wilderness Survival skills to build lodging, cook dinner with only what each Scout has brought with him, and survive the night. Dinner is included.</p> <p>Time: 4:00 pm - 7:00 am (Friday morning)</p> <p>Meeting Location: Frontier HQ</p> <p>Registration: Sign up at Frontier HQ by 2:00 pm Wednesday.</p> <p>Requirements Covered: #8</p> <p>Adult Leadership: Must have one 21+ and one 18+ to assist with supervision.</p>
--

OUTPOST SCHEDULE (CONT.)

Thursday

<p>Aviation Outpost</p> <p>This Merit Badge outpost requires a signed permission. It is an exciting fun-filled experience for the Scouts where they get to see the NW Ohio area from the sky. Lunch is provided.</p> <p>Time: 7:00 am – 2:00pm</p> <p>Registration: Sign up with the Business Manager after June 1 or at the Pre-Camp Leaders Meeting</p> <p>Meeting Location: Loftus Lodge</p> <p>Requirements Covered: All of Aviation Merit Badge</p> <p>Max Number of Participants: 8</p> <p>Adult Leadership: Must Have two 21+ Leaders for Supervision and Transportation</p>	<p>ATV Outpost</p> <p>Only for Scouts that have taken the ATV Program at PSR in the past. Involves over 2 hours of trail riding. Outpost has a \$10.00 cost. Participants must provide ASI trained card. Please wear proper clothing including long sleeve shirt, long pants, and boots which cover the ankle. Dinner included.</p> <p>Time: 5:00 pm – 8:00 pm</p> <p>Registration: Sign up at Frontier HQ by Wednesday at 2:00 pm</p> <p>Meeting Location: ATV Area</p> <p>Max Number of Participants: 12 (no more than 6 under 16)</p> <p>Adult Leadership: Must have one 21+ Leader with ATV Cert. for supervision</p>
<p>Camping/Backpacking</p> <p>Join the Outdoor Skills Staff as they set the Scouts out in groups from common GPS points to find a campsite. All the basics of the GPS unit will be taught in the Camping MB class prior to the outpost leaving. Not Allowed for First Year Scouts. Scouts must bring an adequate backpack, sleeping bag, cook kit, eating utensils and gear for a 4-mile overnight trip. Dinner is included.</p> <p>Time: 4:00 pm - 7:00 am (Friday morning)</p> <p>Registration: Sign up at Frontier HQ by Wednesday 2:00 pm</p> <p>Meeting Location: Frontier HQ</p> <p>Requirements Covered: #3</p> <p>Adult Leadership: Must have one 21+ and one 18+ Leader for Supervision</p>	<p>Canoeing</p> <p>This outpost is an enhancement of Canoeing Merit Badge, but not required. Youth and adults will need extra shoes. You WILL get wet! Dinner included.</p> <p>Time: 4:00 pm – 7:00 am (Friday morning)</p> <p>Registration: Sign up at Frontier HQ by Wednesday 2:00 pm</p> <p>Meeting Location: Frontier HQ</p> <p>Max Number of Participants: 14</p> <p>Adult Leadership: Must have one 21+ Leader with Safety Afloat Training for supervision</p>
<p>FTC Outpost</p> <p>Participants will hike along winding trails to a site far in the woods where frontiersmen will cook dinner over an open fire and spend the night under the stars.</p> <p>Time: 4:00 pm – 7:00 am (Friday morning)</p> <p>Registration: Sign up at Frontier HQ by Wednesday 2:00 pm</p> <p>Meeting Location: Frontier HQ</p>	

Friday

<p>Fire Safety Outpost</p> <p>Join the COSA Staff and our local firefighters for a tour of the local facility. Check out the fire trucks, equipment, and take a ride in a big rig! Required for MB participants. Lunch is provided.</p> <p>Time: 11:00 am to 1:30 pm</p> <p>Registration: Sign up at Frontier HQ by Thursday 2:00pm</p> <p>Meeting Location: Loftus Lodge</p> <p>Requirements Covered: #11</p> <p>Max Number of Participants: 20</p> <p>Adult Leadership: Must have 21+ Adults for transportation and supervision.</p>	<p>Fishing Outpost</p> <p>Join the Ecology Staff for a fishing trip at the LaSuAn Wildlife area. Bait and a Cold lunch are provided. All Scouts over the age of 16 need to have a valid fishing license before they come to camp.</p> <p>Time: 12:00 pm – 1:45 pm</p> <p>Registration: Sign up at Frontier HQ by Wednesday 2:00 pm</p> <p>Meeting Location: Loftus Lodge</p>
---	--

OPEN EVENING ACTIVITIES

Sunday	Flying Squirrel... 5:30 – 6:30 pm. While at the Dining Hall for dinner, take a ride on the flying squirrel Astronomy... 10:00 - 11:00 pm. Need 3 nights observing for Merit Badge. All are welcome at the telescopes across from ATV.
Monday	Astronomy... 10:00 - 11:00 pm. Need 3 nights observing for Merit Badge. All are welcome at the telescopes across from ATV. Waterball... 7:15 pm. Sign up at Frontier HQ to challenge a Troop to a wet and wild competition! Boondoggle Weaving... 7:15-9:00 pm in handicrafts weave different styles. Purchases supply card at the Trading Post. Pioneering Workshop... 7:15 – 9:00 pm Brush up on your pioneering skills. Whiffle ball Tournament... 7:15 – 9:00 pm Compete in the COSA tournament. Open Shoot... 7:15 – 9:00 pm. Come down to the shooting range and try your skills. Open Swim... 7:15 – 9:00 pm. Free Swim at the Pool. Open Boat... 7:15 – 8:30 pm. Open Boating at the Lakefront. Low COPE... 7:15-9:00 pm. Troop Sign Up at Frontier HQ. FTC Competition... 8:00 - 9:00 pm Two man sawing competition and branding. First Year Camper Social... 8:30 pm A social for all first-year campers at the COSA Pavilion. Senior Camper Tour... 8:30 pm at Frontier HQ. Get a glimpse at the inner working of camp Frontier. Must be 14 or older. Night Hike... 9:30 - 11:00 pm Night hike, meet at Frontier Trading Company Croakers & Peepers... 9:00 pm. Explore the amphibian population. Meet at Ecology. OA Social... 9:00 – 10:00 pm. Social Event for all Arrowmen! Meet at Frontier HQ.
Tuesday	Astronomy... 10:00 - 11:00 pm. Need 3 nights observing for Merit Badge. All are welcome at the telescopes across from ATV. Bowling Tournament... 7:15 – 9:00 pm Compete in the COSA tournament. Horse Racing... 7:15 – 9:00 pm Race your Scoutmasters at COSA. Leave no Trace/Trek Safely... 4:00 – 5:00 pm. Come to COSA to learn the basics of Leave No Trace and Trek Safely. Bracelet Making... 7:15 – 9:00 pm. Come to Handicrafts to make a bracelet (Everyone welcome) Radio... 7:15-9:00 pm Amateur Radio at Ecology Open Swim... 7:15 – 9:00pm. Swim at the Pool. Open Boat... 7:15 – 8:30pm. Boating at the Lakefront. Scoutmaster Shoot... 7:15 – 9:00 pm. Leaders over 18 come and shoot at the Rifle Range Tomahawk Throwing Competition... 8-9:00 pm Tomahawk throwing competition at Frontier Trading Company Wild Edibles... 7:15 – 8:15 pm. Learn about what can be eaten in the wild at Ecology High COPE ... 7:15-9:00pm. Troop Sign up at Frontier HQ Human Foosball... 7:30-9:00 pm Play against other Scout in an exciting game of human foosball!
Wednesday	Astronomy... 10:00 - 11:00 pm. Need 3 nights observing for Merit Badge. All are welcome at the telescopes across from ATV. Tie Dye Shirt Making... 6:45 – 8:00 pm Come to Handicrafts to make a shirt Open Swim... 6:45 – 8:00pm. Free Swim at the Pool. Open Boat... 6:45 – 8:00pm. Open Boating at the Lakefront. Horse Racing... 7:15 – 9:00 pm Race your Scoutmasters at COSA. Fire Building... 7:00 - 8:00 pm Fire building by flint and steel competition at Frontier Trading Company. Home-made Ice Cream... 6:45 – 8:30 pm. Batches started at 7:00 and 7:30 pm at COSA. Fly Tying Demonstration... 6:45 - 8:30 pm Come learn how to tie fishing flies at Ecology. Flying Squirrel... 6:00 – 7:00 pm. While at the Dining Hall for dinner, take a ride on the flying squirrel Tug of War... Come to COSA to play some Tug of War!
Thursday	50th Camping Season Special Activities... 7-9:00pm in all areas. List of specific activities will be available at the pre-camp meeting. Astronomy... 10:00 - 11:00 pm. Need 3 nights observing for Merit Badge. All are welcome at the telescopes across from ATV. Make Survival Bracelets... 7:15 – 9:00 pm make a survival bracelet at COSA. Purchase supplies card at the Trading Post. Wildlife Management Hike... 9:00 pm, meet at Ecology Sand Candle Making... 7:15-9:00 pm Make a candle of your own at handicrafts. Water Polo... 7:15 – 9:00 pm. Signup at Frontier HQ. Held at the Pool. Open Boat... 7:15 – 8:30 pm Boating at the Lakefront. Euchre Tournament... 7:15 – 9:00 pm. Play some Euchre down at the Ecology Pavilion. Nature Hike... 7:00 pm Ecology - Learn to identify plants in camp. Night Climb... 9:00pm – 10:00 pm. This program is limited to ten participants who are currently in the Climbing Merit Badge class. Tug of War... Come to COSA to play some Tug of War!

4:00-5:00 pm M-F	7:15- 9:00 pm M-TH
Mile Swim (Pool) / Open Boating (Lake)	Open Swim (Pool)/Open Boat (Lake)
Open Rifle/Shotgun/Archery	Open Rifle/Shotgun/Archery
Open Handicrafts	Open Handicrafts
Open Climbing and Rappelling	Open Climbing and Rappelling
Open Ecology	Open Ecology
Open COSA/Foosball	Open COSA/Foosball
Open Extreme Sports/GAGA Ball	Open Extreme Sports/GAGA Ball

LEADER PROGRAMS

	Activity	Time	Location	Additional Fee
Monday	Leaders Meeting/OLS Intro	9:15 am	Loftus Lodge	None
	Leader Climb and Rappel/Climb Safely	10:15 am	Tower	None
	Leaders Swim	11:00 – 12:00 pm	Lakefront	None
	Safe Swim Defense/ Safety Afloat	11:00 – 12:00 pm	Loftus Lodge	None
	Nap On Safely (level I)	2:00 pm	Loftus Lodge	None
	OLS- Knots & Ropes	3:00 pm	Starting Place	None
	Low COPE** - <i>Prior signup required</i>	3:00-5:00 pm	Dining Hall	None
	OLS-Plant and Animal ID	4:00 pm	Ecology	None
Tuesday	CPR Training* - <i>Prior signup required</i>	9:00 am – 12:15 pm	Loftus Lodge	\$25.00
	Leaders Coffee Social	9:15 am	TBA (campsite)	None
	Paddle Craft Safety/Swimming and Water Rescue	10:00 am – 12:00 pm	TBA – Lake/Pool	None
	Leaders Swim	11:00 – 12:00 pm	Lakefront	None
	OLS-Packing & Hiking/ OLS-Campsite Selection	2:00 pm	COSA	None
	OLS First Aid	3:00 pm	COSA	None
	Trek Safely/Leave No Trace	4:00 pm	COSA	None
	Leaders Shoot	7:15-9:00 pm	Shooting Sports	0.40 per shot
	High COPE** - <i>prior signup required</i>	3:00-5:00 pm	Dining Hall	None
Wednesday	Leader Golf Outing - <i>Prior signup required</i>	9:00 am – 12:00 pm	Meet at Loftus Lodge	\$16.00
	SM Leader Specific Training	10:00 – 12:00 pm	Loftus Lodge	None
	Paddle Craft Safety/Swimming and Water Rescue	10:00 am – 12:00 pm	TBA – Lake/Pool	None
	Leaders Swim	11:00 – 12:00 pm	Lakefront	None
	Leaders Meeting	2:00 pm	TBA (campsite)	None
	OLS- Flag/Reverence	3:00 pm	Starting Place	None
	OLS-Fires & Wood Tools	4:00 pm	Starting Place	None
Thursday	Leaders Coffee Social	9:15 am	TBA (campsite)	None
	SM Leader Specific Training	10:00 – 12:00 pm	Loftus Lodge	None
	Paddle Craft Safety/Swimming and Water Rescue	10:00 am – 12:00 pm	TBA – Lake/Pool	None
	Leaders Swim	11:00 – 12:00 pm	Lakefront	None
	OLS-Cooking	2:00 pm	TBA (campsite)	None
	OLS-Map & Compass	3:00 pm	Starting Place	None
	Dutch Oven Cook Off Judging	1:00 pm	COSA	None
Friday	Leaders Coffee Social (Optional)	9:15 am	TBA (campsite)	None
	SM Leader Specific Training	10:00 – 11:30 am	Loftus Lodge	None
	Paddle Craft Safety/Swimming and Water Rescue	10:00 am – 12:00pm	TBA – Lake/Pool	None
	Leaders Swim	11:00 – 12:00 pm	Lakefront	None
	Frontier Leader Exp/OLS Cards Due	4:00 pm	Frontier HQ	None
	Nap On Safely (level II)	2:00 pm	Loftus Lodge	None

Program Descriptions

Frontier Leaders Experience - Back by popular demand! Hundreds of Leaders have taken on the challenge. Participate in the Leaders experience and find out what it is like to be a Scout again!

Leaders Meetings – Discuss upcoming events, compliments, and concerns to the Leadership Staff of Camp Frontier.

Leaders Coffee Socials – Host one or join another Troop in their campsite for coffee, snacks, and conversation with Leadership.

Leaders Swim – Have the lakefront to yourself for an hour and cool off! (11:00 daily)

COPE– Experience our new High and Low COPE (ropes) courses first hand and gain valuable skills along the way. **** Must have at least 6, preferably 8 people for low and high course. Please wear long pants.**

Leaders Golf Outing – Take a trip with some other Leaders to a local golf course for 9 holes with a cart for \$16.

Dutch Oven Cooking Contest – Test your skills on our staff and see where you rank with the rest of the Leaders at camp. Limited food supplies are available from the Dining Hall, so please bring anything special you might need.

Training Programs - Basic and required courses will also be offered like: Scoutmaster Leader Specific, Youth Protection, Outdoor Leader Skills, Safe Swim Defense/Safety Afloat, Leave No Trace, Climb on Safely, and Trek Safely.

CPR – become CPR trained while at camp through the Williams County EMS! Upon completion, Leaders will be certified in the American Heart Association youth and adult CPR/AED training course for 2 years. The course should cost \$25 but is dependent on local EMS. *** Six people must be signed up and paid by Monday at noon in order to have the course offered.**

Nap On Safely--Level I and II training will teach the basic safety measures of napping and advanced napping skills; then practice, practice, practice!

FRONTIERSMAN PROGRAM

This program is designed to honor Scouts for attending camp and to facilitate personal and Leadership development. Each Scout will progress through the ranks, one a year to reach Frontiersman.

The awards will be presented during a sacred ceremony on Friday night, at 8:45pm at Frontier Trading Company.

Specifics of the Frontiersman Award:

	Name	Rank	Scout Skills	Ecology	Swimming	Scout Spirit	Program Areas
First Award	<i>Fox</i>	Scout	Have earned: Totin' Chip & Firem'n Chit	Identify 10 plants and attend a sunspot viewing or stargaze*	Pass learner test	Participate in mealtime and flag activities (Scoutmaster signature)	Visit each program area.
Second Award	<i>Beaver</i>	Second Class	Earn two Merit Badges (at camp), completion of camp-wide orienteering course	Identify 10 animals, and 5 constellations	Pass Beginner Test†	Participate in a flag raising or lowering (COSA, Starting Place, campsite, or other area)	Visit 2 program areas of your choice and complete an approved activity at each.
Third Award	<i>Starfire</i>	First Class	Plan and complete a short (2-5 mile) hike approved by COSA Director†	Attend a bird hike or go on an Ecology outpost	Complete Swimming MB†	Pickup 25 pieces of trash from trails and turn it in to the TP	Visit 3 program areas and complete a 2 hour environment service project at camp.
Fourth Award	<i>Eagle</i>	Star	Help Scouts identify plants, animals or stars. See T21 requirements.	Assist and complete a 2-hour environmental service project at Camp	Earn one Lakefront MB	Attend an Outpost	Volunteer in an area of your choice for at least 2 hours
Fifth Award	<i>Frontiersman***</i>	Life	Help Scouts advance in rank through summer camp	Lead an 2 hour environmental service project at camp	Have attended Canoeing outpost†	Lead a song or skit at meal, before flags, or at campfire	Have earned a Merit Badge in every program area.

†Those who are physically unable to complete a task should speak with the program director about this requirement

*weather permitting,

**Have at least participated in open programs in Shooting Sports

***Can complete FTC first year program instead of Year five to obtain Frontiersman

AQUATICS

POOL MERIT BADGES & ACTIVITIES

Lifesaving MB
Swimming MB
Instructional Swim*
Mile Swim*
Starting Place Requirements*

The Aquatics Areas offer a great opportunity for Scouts of any age to advance and have lots of fun during their week at Camp. The Aquatics Staff is dedicated to instructing safe aquatic skills while allowing the Scouts to have a great time swimming at the pool to sail boating on the lake.

LAKE MERIT BADGES & ACTIVITIES

Canoeing MB
Motor Boating MB
Kayaking MB
Rowing MB
Small Boat Sailing MB
BSA Snorkeling
Stand Up Paddleboarding
Bellyaks*

***These activities do not require signup through the Merit Badge system**

WE ALWAYS NEED HELP AS LOOKOUTS

Please volunteer anytime. We will make sure you get wet!

Aquatics Notes

Swim Checks... are performed all afternoon on Sunday from 12:30 pm until they are complete. If your unit needs to arrive on Monday morning, and you can be at camp by 6:00 am, we can complete those swim checks then. Due to weather emergencies on Sunday, swim checks may be postponed to Monday also. We will make every attempt to complete swim checks before the first Merit Badge class session. Swim checks from other camps or aquatic facilities are not valid at PSR. All those wishing to swim while at camp **MUST** take a swim check at PSR. Individuals not wishing to take part in aquatics activities throughout the week do not need to take the swim checks. If a Scout is uneasy in water, please speak with our lifeguards and they can arrange to work with Scouts during the week to acclimate them to the water and help increase their swimming ability.



Aquatics Programs

Monday & Tuesday –

Open Swim at the Lake (3:00 – 5:00 pm)
Open Swim at the Pool (7:15 – 9:00 pm)
Open Boat at the Lake (4:00 - 5:00 pm) and (7:15-8:30 pm)

Wednesday –

Open Swim at the Lake (3:00 – 5:00 pm)
Open Swim at the Pool (6:45 – 8:00 pm)
Open Boat at the Lake (4:00 - 5:00 pm) and (7:15-8:00 pm)

Thursday –

Open Swim at the Lake (3:00 – 5:00 pm)
Water Polo Tournament at the Pool (7:15-9:00 pm)
Open Boat at the Lake (4:00 - 5:00pm) and (7:15-8:30 pm)



AQUATICS [CONT.]

Open Leader Swim... Every day starting at 11:00 am, Cool off at the lake.

Safe Swim Defense & Safety Afloat... Is mandatory for any adult Leaders who wish to host troop swimming and boating activities outside of summer camp. Monday 11:00 to 11:50 am at Loftus Lodge, both will be covered. This certification is good for two years.

Snorkeling... is available at the lake. You receive a card upon successful completion, and a patch is available for purchase in the Trading Post by presenting your card.



Paddle Craft Safety/Swimming and Water Rescue... are two BSA training programs that have been developed by the BSA National Aquatics Task Force. A simple introduction to rules and procedures should allow a conscientious Leader to assess his/her readiness to conduct a unit aquatics activity. However, there are various skills that cannot be learned in a lecture or online. To fill the gap, these two courses will provide the unit Leader with basic skills. Paddle Craft Safety/Swimming and Water Rescue provide in-depth training in Safe Swim Defense and Safety Afloat principles along with basic swimming, boating, & rescue skills. Situations requiring more advanced skills are reviewed with sources for such trainings. These two courses are highly recommended for unit Leaders whenever a unit swims at a location without professional lifeguards or undertakes a boating expedition without a trained lifeguard. BSA strongly recommends that all units have at least one adult or older youth member currently trained in Swimming and Water Rescue and/or Paddle Craft Safety to assist in the planning and conduct of swimming and/or activities afloat. BSA Lifeguard training will now only be used to train BSA Aquatic Staff members for summer camp. **Participants will need to be at each of the training days Tuesday-Friday.**



Aquatics Awards

Polar Bear Swim Award... Those individuals who successfully complete their week of Polar Bear Swims will be able to purchase a patch at the Trading Post after completion. Held Monday — Thursday at the pool (6:00 am — 6:50 am)

Mile Swim Award... every day at the pool (4:00 pm) for practice swims culminating with the Mile Swim on Friday. You will receive your certification card upon successful completion; a patch is available for purchase in the Trading Post when you present your card. Daily practice sessions are mandatory.

ATV ADVENTURE

Step into the New Frontier & experience Frontier ATV Adventures. Become a part of the ATV Safety Institute of America (ASI) Safe Rider Coalition. As a part of this program you will complete several trail rides, practice tread lightly skills, and complete a conservation trail project and **earn the ASI rider course certification**. Be a part of the newest program offered to the Boy Scouts of America at Camp Frontier.



Permission slips can be downloaded from www.psrweb.org, a parent's signature is required, and **MUST** be turned in by the Pre Camp Leaders meeting.

ATV additional Programs

ATV Outpost... Only for Scouts that have taken the ATV Program at PSR in the past. Involves over 2 hours of trail riding. **Outpost has a \$10.00 cost.** Participants must provide ASI trained card. Please wear proper clothing including long sleeve shirt, long pants, and boots which cover the ankle. Dinner included.

Course Requirements

Cost: \$60

Age: 14 and up

Class sizes are limited!

There is a limit of 4 under 16-year-old Scouts in each class and a limit of 8 total Scouts total per class.

Classes

Session 1: 9:00 -11:00 am

Session 2: 11:00-12:00 pm, 2:00-3:00 pm

Session 3: 3:00 – 5:00 pm



Required Equipment list

- Long pants
- Long sleeve shirts
- Boots that cover your ankles
- Gloves
- Bandana (for a helmet liner)
- A desire to have fun!!!

Be sure to bring all required equipment on the first day as you are on the ATV right away. If a Scout misses a class, they cannot catch up and will be removed from the class without a refund.



CAMPING OUTDOOR SKILLS AREA

(COSA)

When Baden-Powell founded the Scouting movement, he felt that any Scout who took the time and trouble to master certain Scoutcraft skills should be rewarded. Today we utilize the outdoor element as the foundation for many Scouting programs. The **Camping Outdoor Skills Area** offers an exciting program which teaches these special skills and illustrates their usage in everyday life.

COSA Merit Badges Offered

Backpacking • Camping • Cooking • Emergency Preparedness • Fire Safety • First Aid
Geocaching • Hiking • Orienteering • Pioneering
Search and Rescue • Traffic Safety



COSA Programs

Firem'n Chit... 4:00 pm on Monday or Tuesday to discuss the safety rules and regulations, firefighting techniques, fire safety procedures, and the Outdoor Code. A card will be issued upon successful completion of the requirements. Leaders are welcome to use the facilities to teach their own Scouts, blank cards are also available upon request by a Leader.

Totin' Chip... 4:00 pm on Monday or Tuesday to complete all the requirements. A card will be issued upon successful completion. Leaders are welcome to use the facilities to teach their own Scouts, blank cards are also available upon request by a Leader.

Paul Bunyan... This is directed toward older Scouts who are proficient in the use of woodsman tools. Scouts are required to share their knowledge of these tools with other Scouts while helping them earn their Totin' Chip. A card will be issued upon successful completion.

Whiffle Ball... 7:30 to 9:00 pm Monday play a fun game of whiffle ball! Equipment is also available throughout the week.

Pioneering Workshop... Monday 7:15-9:00 pm, come with your Troop, patrol, a group of friends, or on your own learning or expanding your knowledge in the field of pioneering with the COSA staff.

Trek Safely/Leave No Trace... 4:00-5:00 pm on Tuesday Adults and Scouts Learn how to successfully plan a high adventure trip. Share ideas and gain some valuable resources. Have discussions on following the Outdoor Code and reducing your impact on the wilderness while camping and hiking.

Human Foosball... Tuesday from 7:30-9:00pm. Bring your Troop, patrol, or some friends down to play some human foosball.



CAMPING OUTDOOR SKILLS AREA [CONT.]

Home-made Ice Cream... 6:45-8:00 pm on Wednesday at the COSA Pavilion make your own ice cream. Supplies are limited. Start times are 7:00 pm and 7:30 pm only.

Tug of War... Wednesday and Thursday from 7:30-9:00pm. Come on down and play some tug of war!

Survival Bracelets... 7:15-9:00pm Thursday to learn how to make a paracord survival bracelet. Be able to use the same technique to make a bracelet that contains up to 16 feet of cord or rope. Purchase a card in the trading post for \$3.00.

Rope Making... Tuesday 4:00-5:00 pm, learn how rope makers work and make some of your own.

Make your own Game... Stop by the COSA field and check out all the sports equipment to start a pickup game of almost anything! Step up to the plate!



COSA Awards

Do Not Climb Award... is back! For that certain Scout that proves to be outstanding at pioneering and is at the COSA area creating the best gadgets, towers, and other pioneering structures. This Award will be presented at Closing Campfire.

Master of the Outdoors... The Master of the Outdoors award goes to any Scout or Scouter who completes the Outdoor Challenge. Come down to COSA to find instructions and prove to your Troop and the camp that you are a master of the outdoors. Awards will be presented at Closing Campfire.

Pioneer Geocaching Challenge... While in camp, check out the unique geocaches within camp. This program is open to all. Come by the COSA field for a list of coordinates. Bring your own GPS receiver or check one out at the COSA field. A patch is available for purchase in the Trading Post after completion.

ECOLOGY AREA

Since the earliest days of Scouting, nature and conservation activities have held an important place in the Scouting movement. From the earth's environment to the far reaches of space, the Ecology Area has it all.

Merit Badges Offered:

Animal Science • Astronomy • Bird Study • Chemistry
Electronics • Environmental Science • Fish & Wildlife Management • Fishing
Fly Fishing • Forestry • Geology • Insect Study • Mammal Study • Mining in Society
Nature • Oceanography • Plant Science • Pulp & Paper • Radio
Reptile & Amphibian Study • Soil & Water Conservation • Space Exploration
Sustainability • Weather



Ecology Notes

Astronomy... Three nights of hour-long observations are required at the telescopes across from ATV or complete 7b before camp

Chemistry... An introduction to the basic concepts of chemistry

Environmental Science... **Classes run 2 hours. Scouts taking the 9 am class cannot take a 10 am Merit Badge. The same applies to Scouts taking the 2:00 pm badge.**

Electronics Merit Badge... Offered week 5 only

Fishing... It is preferred that Scouts bring their own fishing poles. We maintain a small supply of rods and reels available to all Scouts

Insect Study... This is an extremely difficult badge. It is recommended to begin the scrapbook prior to camp. Cameras will be available for "rent" and some scrapbook materials for sale.

Oceanography... We will do a shortened version of the prerequisites, but the Scout will have a better experience completing the prerequisite before camp.

Plant Science... This is a serious field botany Merit Badge which requires extensive fieldwork. Not recommended for younger Scouts. **Class runs 2 hours**

Sustainability... this is an introduction to the Merit Badge and only covers requirements 3, 6 and background information for requirement 4. **SCOUT MUST HAVE COMPLETED REQUIREMENT #1 BEFORE COMING TO CAMP. SCOUT WILL NOT BE ABLE TO TAKE MERIT BADGE AT CAMP IF REQUIREMENT #1 IS NOT COMPLETE.**

Ecology Programs

Service Projects... The Ecology Area maintains a list of projects that Troops may undertake for their Baden Powell Award. Sign up for a project with the quartermaster Monday or Tuesday.

Amateur Radio... Tuesday, Wednesday and Thursday evening after flags. Talk to others in other states and countries on shortwave radio. Discuss Amateur Radio with others. Licensed Individuals are welcome to bring their own equipment (sorry, we do not have storage space).

Sun Spot Viewing... Tuesday and Wednesday from 1:00-1:30 pm outside of Loftus Lodge (weather permitting).

Astronomy Observation... At the telescopes across from the ATV field every clear evening Sunday through Thursday, 10:00 pm to 11:00 pm. No Friday viewing. All are encouraged to attend.

Hike the solar system - meet at the road end of the Dining Hall tent and walk the solar system Monday 9:30 PM (unless raining)

Bird Hikes... Tuesday and Thursday 6:30 am. Depart from Ecology.

Hornaday Award... Tuesday at 4:00 pm. Learn about Scouting's most prestigious environmental award.

ECOLOGY (CONT.)



Wild Edibles... After evening flags on Tuesday take a short hike to learn about what can be eaten in the wild and sample some wild delicacies.

Croakers & Peepers... 9:30 pm on Monday and bring a flashlight and clothing that can get wet and dirty. Explore the amphibian population of Lake MacNichol. Required for individuals in Reptile and Amphibian Study. All are welcome.

T-2-1 Requirements... The Ecology Staff will be happy to assist Troops meeting the T-2-1 requirements at 4:00 pm. Please make an advanced appointment with the staff at Ecology. This takes approximately an hour to complete.

Recycling... Every campsite and every pop machine has a recycling container for Aluminum cans and for plastic bottles. Please use them. **Also, please pick-up litter.**

Euchre Tournament... Who is the best Euchre player in camp? Find out Thursday after flags at the Seton Ecology Pavilion. Scouts and Scouters are both welcome.



Big Fish Contest... each week an award will be given to the Scout who catches the largest fish (length) while camping. Measure and release your fish with a note from your Scoutmaster or bring the fish to Ecology during open area.

Fishing Poles... can be obtained from the Quartermaster. Except for individuals taking Fishing Merit Badge, the poles should be returned after one day's use. The camp maintains a limited number of poles. Broken fishing poles should be taken to the Quartermaster. Individuals will be responsible for broken rods or reels. All poles must be turned in by Friday at 5:00 pm or they will be charged.

Bait... can be purchased from the Trading Post for approximately our cost. The price may vary from week to week but is usually about 75¢ for 4 worms.


Fly Fishing... equipment is provided to individuals who have paid the fee for the Merit Badge. This equipment is the responsibility of the Scout and must be returned in good condition by the end of the week. The fee for a broken Rod is \$50 and the fee for a broken or missing reel is \$40.

Fisherman's Breakfast... Join the Fishing staff for fishing at 6:00 AM on Thursday and then clean and cook what you catch. Bait provided, as well as, potatoes and eggs. Limited to 8 Scouts. Sign-up at Frontier HQ before noon on Wednesday.

Naturalist Photographer Award... Take properly identified recognizable photographs of plants and animals and win a plaque. This is a continuation with modification of the Centennial Tracking MB. Pick up the list of required photographs from the camp photographer no later than 5:00 pm on Tuesday and turn in completed photographs properly identified to the camp photographer by Noon on Friday.

Jupiter Award... Returning for the 2017 camping season and only for 2017 – View Jupiter three times in the same week and draw the positions of its moons on each of the nights using the form available at the observatories. Turn this in on before 4 PM on Friday at Ecology and receive a patch (if correctly drawn). Viewing is only conducted Sunday through Thursday after 10PM. Sorry, no adjustment for weather preventing viewing.

Composting at PSR... The Ecology Program invites all units to participate in composting while at PSR. The compost frame is located just east of the Seaton Ecology Pavilion. We will accept all vegetables and vegetable peelings and fruits. Bread and bread product products may be composted if soaked in water (it keeps the critters away). NO MEAT or DAIRY and no eggs or eggshells (attracts skunks). The best time to visit Ecology with your compost is after evening flags.



EXTREME SPORTS/TOWER/C.O.P.E.

Taking part in new experiences is a crucial part of the Scouting program allowing personal growth and outstanding experiences. Climb the tower, go up the flying squirrel, or go mountain boarding; it's all here at Tower, C.O.P.E., and Extreme Sports.

Merit Badges Offered:

Athletics • Climbing • Cycling • Game Design • Golf • Personal Fitness Sports

Extreme Sports/Tower/C.O.P.E Notes

Personal Fitness Merit Badge... This Merit Badge **cannot** be completed entirely at camp. Scouts should come to camp with all prerequisites done, including a 12 week Personal Fitness program. Otherwise, this program is meant to get Scouts started on the Merit Badge while providing them with proper instructions on Personal Fitness. Scouts are required to wear proper clothing for exercising including tennis shoes and athletic clothes.

Cycling Merit Badge... The Merit Badge is open to all Scouts **however it cannot be completed at camp**. This program is meant for Scouts to get started while providing them with proper instruction on cycling. Scouts are required to wear proper clothing, including light colored shirts. The outpost is **required** for the Merit Badge.

Golf Merit Badge... This Merit Badge is open to all; however previous golf experience is extremely helpful. We will leave on Tuesday morning to go play 9 holes at a local course; you will miss your 11:00 am Merit Badge while at GOLF outpost. **Please make your 11:00 am counselor aware that you will need to do make up work**. Bring your own golf clubs and balls.



Extreme Sports/Tower/C.O.P.E Programs

Mountain Biking... Sign up like a Merit Badge and you will learn about bicycle mechanics, safety and enjoy PSR in a way you have never seen before. First come, first serve. Open biking from 3-5:00 pm on Monday, Wednesday, and Thursday.

Mountain Boarding... You will watch a safety video and practice the first day, and then traverse a course behind the Extreme Sports. The activity requires training; anyone missing the first day will not be permitted to use the course. This is NOT an open activity.

Gaga Pit...A fun game that incorporates the game of dodge ball inside a small enclosed pit. No sign-up is required. Go to the Extreme Sports building for a ball and more information. Rules are posted.

Open Climbing/Rappelling... Daily at the Tower from 3:00-5:00 pm and 7:15-9:00 pm Climbing Merit Badge students **must** come to open climbing to do their required climbing and rappelling.

Flying Squirrel... 5:30-6:30 pm Sunday and Wednesday. Meet at the Dining Hall to get a great view of PSR from over 40 feet. Minimum of 8 people are required.

PROJECT C.O.P.E.... C.O.P.E. is an acronym for Challenging Outdoor Personal Experience, a Boy Scouts of America program. It consists of different challenges for groups of Scouts that involve teamwork and problem solving or for individual Scouts that test agility and individual skills. The underlying purpose is to develop teamwork and leadership. You must be 13 years of age to participate. Sign up at Frontier HQ. **** Must have at least 6, preferably 8 people for low and high course. Please wear long pants.**



FRONTIER TRADING COMPANY (FTC)

Scouts will be given the opportunity to explore their abilities and challenges themselves in the ways of the pioneers. Conditions on the frontier required certain qualities from these bold individuals: strength enthusiasm, an adventurous and restless spirit, and a curiosity for the unknown. Scouts who visit this area will travel back in time and will be spending their time living and working in the 1700's. Frontiersmen will be challenged with a range of activities from tomahawk throwing, to blacksmithing, woodworking, period cooking and much more.

Merit Badges Offered

American Heritage • Indian Lore • Textiles • Wilderness Survival

Frontier Trading Company Notes

This area is located in the woods directly off the COSA field next to Extreme Sports.

Frontier Trading Company Programs

This area will be open after 4:00 pm for Scouts to come and enjoy the period campsite and activities. Scouts will be able to make and take home items such as pewter creations, wooden mallets, branded log cookies, and other projects. Some open area activities may have additional fees. These expenses will be handled at the Trading Post.



During the open area time, there will be competitions held on Monday, Tuesday, and Wednesday night to test individual's and Troop's skills at fire building, tomahawk throwing, and two-man sawing. These competitions will start at 8:00 pm and end at 9:00 pm.



HANDICRAFTS

The Handicrafts Area can do much to add to a Scout's growth and appreciation of skilled craftsmanship. By completing simple projects, Scouts will be able to evaluate their own talents, strive to do a better job next time and learn the wisdom of the adage "practice makes perfect". Project work can also teach the perseverance to finish a job once it is started.

Merit Badges Offered

Art • Basketry • Chess • Composite Materials • Fingerprinting
Graphic Arts • Leatherwork
Metalworking • Painting • Pottery • Sculpture
Signs, Signals and Codes • Theater • Welding • Woodcarving



Handicrafts Notes

Welding Merit badge... be sure to bring long pants and leather boots

Painting Merit badge... Bring old clothes to paint in

Handicrafts Programs

Monday... 7:00-9:00 pm Boondoggle Teaching Sessions*

Tuesdays... 7:00-9:00 pm create your own leather belt or bracelet*

Wednesdays... 7:00-9:00 pm create a tie-dye t-shirt**, open to all.

Thursdays... 7:00-9:00 pm create a sand candle*

*(Fees accompany these activities; purchase a card in the Trading Post.)

** White t-shirts can be purchased at the Trading Post.



Open area... Gives Scouts both in and out of Handicrafts Merit Badge classes a chance to make unique projects, have fun, and learn new skills. Open time can be used to work on Merit Badge projects, Play chess with a friend, create tie-dyed t-shirts, belts, bracelets, chokers, slides, key chains and much more! Cards and supplies can be purchased in the Trading Post.

Patrol Flags... Patrol flags may be made during open area time. We have many tools to use or feel free to bring your own supplies.

Handicrafts Awards

The Frontier Eagle... Weekly, a Scout who has shown superior involvement in the area by participating in Merit Badges, open area programs, and helping out will be chosen get to sign the Frontier Eagle at Closing Campfire.

SHOOTING SPORTS

The rifle, bow and arrow, and shotgun are symbols of the American pioneer. In early America, they were the survival tools. Shooting Sports offers you the opportunity to develop the skills and safety required to create a hobby of lifelong interest.

Merit Badges Offered

Archery • Rifle Shooting • Shotgun Shooting



Shooting Sports Notes

Hunting Laws... please bring a copy of the hunting laws in your state for all merit badges.

Rifle Shooting Merit Badge: Scouts must be 12 years old to take Rifle Shooting Merit Badges but are welcome to come by during open times.

Shotgun shooting Merit Badge: Scouts must be 12 years old to take Shotgun Shooting Merit Badges but are welcome to come by during open times.



Shooting Sports Programs:

Leader Shoot... Tuesday night, all Leaders over 18 are invited to come out and shoot at the Rifle range.

Open Shoot... 4:00 pm to 5:00 pm daily and 7:15 pm – 9:00 pm Monday Wednesday, and Thursday. Wednesday night open shooting will not count for Merit Badge qualifiers.

Range Orientation... Monday at 1:30 pm anyone new to shooting and first year Scouts MUST attend the range orientation. This orientation gives Scouts and Leaders the general rules of the range and is required to be able to use the range later in the week.

Action Archery... Come to the archery range during open shoot to try your skill at moving archery targets.

Shotgun Range	\$0.40/shot (purchase ticket at the Trading Post) **Limit of 20 shots per card, Limit for Adult Shooting is 20 shots per open period
.22 Rifle Range	Cost is included in camp fees
Archery Range	\$3.50 charge for a lost/damaged arrow

THE STARTING PLACE

Exciting Interactive First Year Advancement Area and Resource Center

2 Ways for Scouts to use the Starting Place to advance at camp

Classes taught by Camp Frontier Staff at assigned times

Details...

- Scouts can come to the area without a Leader and learn skills at assigned times.
- Leaders test Scouts on skills in their site after learning the skill and sign off on requirements
- **Scouts must come at assigned times for what skills they want to work on** (see schedule below)

Troop Leader/SPL/Troop Guide leads instruction anytime

Details...

- Leaders can come to the area with their Scouts anytime the area is open to teach any requirement
- Leader can use supplies and demonstration boards in the area to assist in teaching
- Staff assists in finding materials but does not instruct.

Schedule of Classes Taught by Camp Frontier Staff

	Monday	Tuesday	Wednesday	Thursday	Friday
9:00-9:50am	Tenderfoot 4a-4c	1 st Class 7a-7c, 7f	Tenderfoot 6a	Scout 1a-1c, 3a Tenderfoot 8	2 nd Class 6a-6e
10:00-10:50am	Tenderfoot 7a 2 nd Class 8b	1 st Class 6b 2 nd Class 5a	2 nd Class 2a-2d, 2f-2g	Scout 1d-1f Tenderfoot 1c	2 nd Class 3a, 3d 1 st Class 5b-5d
11:00-11:50am	Scout 4a-4b Tenderfoot 3a-3c	1 st Class 3a-3d		Tenderfoot 4a-4c	1 st Class 7a-7c, 7f
2:00-2:50pm	Scout 1a-1c, 3a Tenderfoot 8	2 nd Class 6a-6e	Tenderfoot 6a	Tenderfoot 7a 2 nd Class 8b	1 st Class 6b 2 nd Class 5a
3:00-3:50pm	Scout 1d-1f Tenderfoot 1c	2 nd Class 3a, 3d 1 st Class 5b-5d	2 nd Class 2a-2d, 2f-2g	Scout 4a-4b Tenderfoot 3a-3c	1 st Class 3a-3d

Skills are only taught by the camp staff at these times, if Scouts want to work on other requirements they must be accompanied by a Leader who can provide instruction.



Starting Place Notes

- The Starting Place is open during all program times. 9:00-12:00 pm and 2:00 5:00 pm.
- Supplies are sorted out by rank and easily obtainable for teaching.
- If possible, staff will be available during program times to teach a Leader a skill who will, in turn, teach this skill to their Scouts.
- Staff does not sign off requirements in the Scout handbook as per BSA policy

Starting Place Programs

Starting Place Rendezvous Outpost: Tuesday night 4:00-8:00 pm. Enjoy building fires, cooking a hot meal, and meeting fellow new Scouts. Activities will focus on learning the Patrol method of Scouting, as well as, utilizing some of the skills learned on Monday and Tuesday. Sign-up at Frontier HQ by Monday at 2:00 pm. **Bring your mess kit with you.**

Five Mile Hike: A member of the T21 staff will lead the five-mile hike on Thursday morning at 10:00 am. Meet at Frontier HQ.

First Year Social: Bring your first-year Scouts to the COSA field Monday night at 8:30 pm to enjoy snacks and treats and allow Scouts to talk to staff about their camp concerns!

TRAIL TO THE EAGLE AREA

The Trail to the Eagle Program, located at the Starting Place Area, is the key area for advancement from Scout to Eagle. First year Scouts can come down and take part in our classic T-2-1 Area, and older Scouts can take Eagle Required Merit Badges and other advanced Merit Badges to further their quest to Eagle.

Merit Badges Offered:

Communications • Citizenship in the Nation • Citizenship in the World • Personal Management

Locations will be announced when you arrive at camp.



ADDITIONAL MERIT BADGES

Take part in some additional Merit Badges at Camp Frontier this summer to expand your horizons.

Merit Badges Offered:

Automotive Maintenance • Music/Bugling • Crime Prevention • Photography • Plumbing • Public Speaking

Locations will be announced when you arrive at camp.



PERSONAL EQUIPMENT LIST

(To be given to each Scout and adult attending camp)

- | | |
|---|--|
| <input type="checkbox"/> Health Form <i>(given to Scoutmaster 4 weeks before departure)</i> | <input type="checkbox"/> Swimming Trunks
<i>(Packed on Top or worn under uniform on Sunday)</i> |
| <input type="checkbox"/> Family Medical Insurance Carrier & Policy Number <i>(on Health Form)</i> | <input type="checkbox"/> Towels
<i>(Packed on Top)</i> |
| <input type="checkbox"/> Scout Handbook | <input type="checkbox"/> Change of Work Clothes and Gloves (for service projects) |
| <input type="checkbox"/> Merit Badge Books | <input type="checkbox"/> Backpack |
| <input type="checkbox"/> Complete Boy Scout Uniform | <input type="checkbox"/> Sleeping Bag |
| <input type="checkbox"/> Scout t-Shirts | <input type="checkbox"/> Pillow |
| <input type="checkbox"/> Raincoat/Poncho | <input type="checkbox"/> Canteen or Water Bottle/Hydration Pack |
| <input type="checkbox"/> Six (6) Pairs of Underwear | <input type="checkbox"/> Flashlight <i>(with extra batteries)</i> |
| <input type="checkbox"/> Six (6) Pairs of Socks | <input type="checkbox"/> Pocket Knife <i>(No Sheath Knives)</i> |
| <input type="checkbox"/> Jacket, Sweater, or Sweatshirt | <input type="checkbox"/> Bible or Prayer Book |
| <input type="checkbox"/> Pajamas | <input type="checkbox"/> Insect Repellent with Deet |
| <input type="checkbox"/> Hiking boots (over the ankle if taking ATV) | <input type="checkbox"/> Sunscreen |
| <input type="checkbox"/> Light Pair of Shoes or Sneakers | <input type="checkbox"/> Notebook, Pen(s), and/or Pencil(s) |
| <input type="checkbox"/> Extra Shoes that you can get wet | <input type="checkbox"/> Spending Money |
| <input type="checkbox"/> Prerequisite paperwork or other items | |

TOILETRIES

- ☐ Toothbrush
- ☐ Toothpaste
- ☐ Bath Soap(s) (In a container)
- ☐ Washcloth(s)
- ☐ Comb/Brush
- ☐ Mirror
- ☐ Deodorant
- ☐ Shampoo/conditioner

OPTIONAL

- ☐ Compass
- ☐ Sun Glasses
- ☐ Inexpensive Camera
- ☐ Individual First Aid Kit
- ☐ Field Book
- ☐ Personal Cook Kit
(required for patrol cooking or for starting place outpost)
- ☐ Knife, Fork, Spoon, drinking cup
(If patrol cooking or for starting place outpost)
- ☐ Bandanna *(Especially if in Emergency Preparedness, First Aid, Wilderness Survival, or ATV)*
- ☐ Small Day Pack for daily use
- ☐ Long Pants, long sleeve shirt, bandana *(if in ATV)*
- ☐ Cell Phone
- ☐ GPS unit with extra batteries

LEAVE AT HOME

- Mp3 Players/CD Players/Radios
- Fireworks
- Comic Books
- Sheath Knives
- Valuables (Jewelry, Expensive Cameras, etc.)
- Firearms/Ammunition
- Tobacco Products/E-cigarettes

BADEN POWELL AWARD

The Baden Powell Award is a prestigious award that honors the founder of Scouting. As Baden Powell had high expectations for Scouting, we at Camp Frontier follow the same philosophy. To earn this distinguished award, it is necessary to meet the challenges set forth by our Program Director.

Troop # _____ Campsite _____

Required items:

- _____ 1. Must participate in two inter-Troop activities (i.e. inter-Troop campfire, volleyball, water ball, etc.)
Activity 1: _____
Activity 2: _____
- _____ 2. Camp-wide flags must be attended by 75% of the Troop daily.
- _____ 3. Troop Leadership must be represented at every SPL meeting
- _____ 4. A total of 350 points must be achieved on the campsite inspection
Total Points: _____
- _____ 5. Make a useful campsite gadget
Gadget: _____
- _____ 6. Must participate in the Camp-Wide Games.
- _____ 7. Must schedule a Troop activity (i.e. campfire, Inter Troop Competitions, etc.)
- _____ 8. Vespers service must be attended by 75% of the Troop or a Troop conducted vesper service.
- _____ 9. Conduct an Ecology approved Troop service project
Project: _____
Counselors Initials: _____
- _____ 10. Each Scout must earn at least one rank or Merit Badge (except SPL)
- _____ 11. Attend opening and closing campfire in FULL BSA Uniform (as much as possible)
- _____ 12. Recycle all cans, plastic, and glass in site using provided barrel. Recycled items must be clean. No trash should be put in barrel. Ranger Staff will empty barrel on Friday to verify use.
- _____ 13. Must have a Troop First Aid kit visible in the site. **First Aid kit should be used to treat minor injuries and log of treated injuries must be provided at the end of the week at checkout.**

Other Items: (Complete at least TWO)

- _____ 1. Prepare a skit or song for the Closing Campfire. This must be approved by the Program Director
Skit Name: _____
- _____ 2. Scoutmaster Volunteerism – Can Count for Both other requirements. (i.e. commissioning, outposts, area work)
- _____ 3. Have at least one Scout participate in the COPE Program
- _____ 4. Have your Troop clean a shower house or pool showers once during the week
- _____ 5. At least 50% of the Troop must participate in the Frontiersman Honor Camper Program
- _____ 6. Build the OA or Friday Night Campfires

Scoutmaster's Signature _____ Program Director's Signature _____

INFORMED CONSENT, RELEASE AGREEMENT, AND AUTHORIZATION

This form is to be turned in at the Pre-Camp Leaders Meeting

Name: _____

Troop: _____

Campsite: _____

Birth date: _____

Week at Camp: _____

I understand that participation in Scouting activities involves the risk of personal injury, including death, due to the physical, mental, and emotional challenges in the activities offered. Information about those activities may be obtained from the venue, activity coordinators, or your local council. I also understand that participation in these activities is entirely voluntary and requires participants to follow instructions and abide by all applicable rules and the standards of conduct.

In case of an emergency involving me or my child, I understand that efforts will be made to contact the individual listed as the emergency contact person by the medical provider and/or adult leader. In the event that this person cannot be reached, permission is hereby given to the medical provider selected by the adult leader in charge to secure proper treatment, including hospitalization, anesthesia, surgery, or injections of medication for me or my child. Medical providers are authorized to disclose protected health information to the adult in charge, camp medical staff, camp management, and/or any physician or health-care provider involved in providing medical care to the participant. Protected Health Information/ Confidential Health Information (PHI/CHI) under the Standards for Privacy of Individually Identifiable Health Information, 45 C.F.R. §§160.103, 164.501, etc. seq., as amended from time to time, includes examination findings, test results, and treatment provided for purposes of medical evaluation of the participant, follow-up and communication with the participant's parents or guardian, and/or determination of the participant's ability to continue in the program activities.

(If applicable) I have carefully considered the risk involved and hereby give my informed consent for my child to participate in all activities offered in the program. I further authorize the sharing of the information on this form with any BSA volunteers or professionals who need to know of medical conditions that may require special consideration in conducting Scouting activities.

With appreciation of the dangers and risks associated with programs and activities, on my own behalf and/or on behalf of my child, I hereby fully and completely release and waive any and all claims for personal injury, death, or loss that may arise against the Boy Scouts of America, the local council, the activity coordinators, and all employees, volunteers, related parties, or other organizations associated with any program or activity.

I also hereby assign and grant to the local council and the Boy Scouts of America, as well as their authorized representatives, the right and permission to use and publish the photographs/film/videotapes/electronic representations and/or sound recordings made of me or my child at all Scouting activities, and I hereby release the Boy Scouts of America, the local council, the activity coordinators, and all employees, volunteers, related parties, or other organizations associated with the activity from any and all liability from such use and publication. I further authorize the reproduction, sale, copyright, exhibit, broadcast, electronic storage, and/or distribution of said photographs/film/videotapes/electronic representations and/or sound recordings without limitation at the discretion of the BSA, and I specifically waive any right to any compensation I may have for any of the foregoing.

NOTE: Due to the nature of programs and activities, the Boy Scouts of America and local councils cannot continually monitor compliance of program participants or any limitations imposed upon them by parents or medical providers. However, so that leaders can be as familiar as possible with any limitations, list any restrictions imposed on a child participant in connection with programs or activities below.

List participants restrictions, if any ☐ None

Parent Signature (for youth under 18) _____

Date _____

Participant Signature (for adults over 18) _____

Date _____

Complete this section for youth participants only

Scouts will **ONLY** be released to custodial parents/guardians or persons authorized by the parents. Under **NO** circumstances will a Scout be released to an unidentified person. If a Scout is required to leave camp early, parents/guardians must pick up and sign out at Loftus Lodge. A driver's license will be required to pick up any Scout from camp.

Adults Authorized to Take to and From Camp (must designate at least one person):

Name _____

Phone Number _____

Name _____

Phone Number _____

Adults **NOT** Authorized to Take to and From Camp:


Name _____

Phone Number _____

Name _____

Phone Number _____

CAMP FRONTIER 2019 RESERVATION



Please make a campsite reservation for:

Troop # _____ Council: _____

Our First Week Choice is: _____ Our Second Week Choice is: _____

Our First Site Choice is: _____ Our Second Site Choice is: _____

We plan to bring: ____ # Scouts ____ # Adults

Meal Plans:

Plan A: Dining Hall _____

Plan B: Patrol Cooking _____

Plan C: Bring Your Own _____

Included is our non-refundable campsite usage fee of \$100. Troops sharing a site will have the fee split on a pro-rata basis. The deadline for the Early Bird Discount of \$20.00 is May 1st, 2019. All participant fees must be paid by that deadline to qualify for the Early Bird discount and gift. \$100 SITE FEE MUST BE RECEIVED WITHIN 2 WEEKS OF RESERVATION. AFTER 2 WEEKS THE SITE WILL BE RELEASED FOR RESERVATION IF THE SITE FEE HAS NOT BEEN RECEIVED.

Please send all further information to:

Name _____

Address _____

City _____ State _____ Zip _____

Phone # H: () _____ W: () _____

EMAIL: _____

This form will be accepted on June 5th for in Council Units, on June 12th for Out of Council Units and May 29th for units participating in Campsite Care.

Please make checks payable to Erie Shores Council and mail to:

Camp Frontier Summer Camp Payment
P.O. Box 8728
Toledo, OH 43623

Campsite Sharing Policy: Erie Shores Council reserves the right to maximize camp usage. We understand that we may share a latrine and site with another Troop. We understand that all fees must be paid in full by our Pre-Camp Leaders Meeting, two (2) weeks before attending camp.

I have read, fully understand and agree to the Erie Shores Council Campsite Sharing Policy (Please initial) _____

I give Erie Shores Council permission to share my contact information with other units possibly sharing our campsite
(Please Initial) YES _____ NO _____

2019 Camp Fees

In Council	Early Bird	Regular Fee	Leader Fee
Plan A	\$357	\$377	\$147
Plan B	\$295	\$315	\$112
Plan C	\$229	\$249	\$86

Out of Council	Early Bird	Regular Fee	Leader Fee
Plan A	\$384	\$404	\$168
Plan B	\$325	\$345	\$135
Plan C	\$257	\$277	\$112

FOR OFFICE USE ONLY

Site Deposit Received: _____

Received by: _____

Receipt Number: _____

Defer to Account: #1-2630-057-00 for 2019 fees paid in 2018
Receive to Account: #1-6701-057-21 for fees paid in 2019

SCOUTMASTER CHECK LIST

BRING TO PRE-CAMP LEADERS MEETING

- ☐ 1. Your Summer Camp Leader and SPL
- ☐ 2. Medical Forms for all Campers
 - a. Each participant must have a yearly physical on file.
<http://www.scouting.org/scoutsource/healthandsafety/ahmr.aspx>
- ☐ 3. OA Call Out Roster for Scouts and Scouters
- ☐ 4. All Required permission slips, Informed Consent and Release Agreements, one per Scout and adult (signed)
- ☐ 5. Moneys, Camp Fees, Fee Transmittal Form, Receipts and Campership Info. Please do NOT plan to pay for Merit Badge fees at this time.
- ☐ 6. List of Leaders participating in Leader Golf or Leader CPR
- ☐ 7. Lists of alternative Merit Badges for Scouts that did not get their first choices.
- ☐ 8. Proof of Adult Leader BSA membership (copies of membership cards or current troop charter)

CAMP CHECK-IN LIST

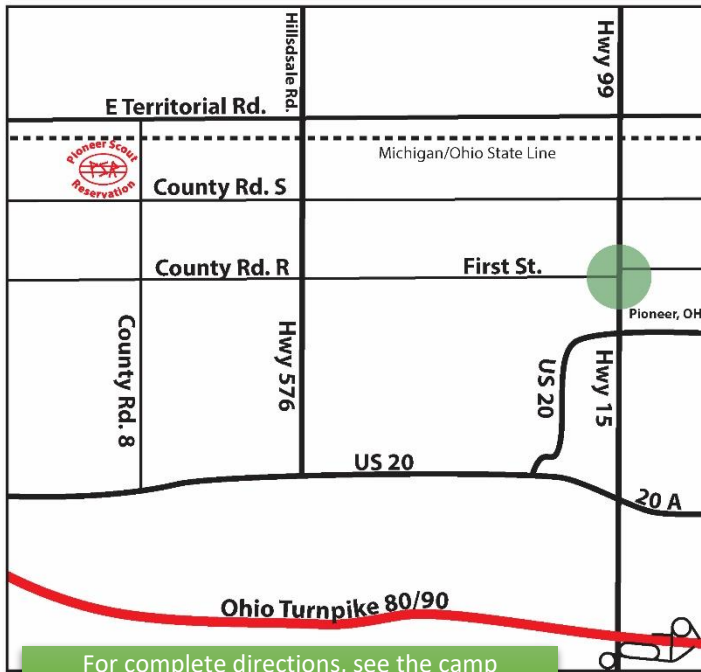
BRING WHEN YOU ARRIVE AT CAMP

- ☐ 1. Troop Roster
- ☐ 3. Merit Badge Applications Forms (filled out and signed)
- ☐ 4. Troop and Patrol Equipment and Supplies (First Aid Kit, Dinnerware, etc.)
- ☐ 5. Any remaining Health forms, Informed Consent and Release Agreements and permission slips
- ☐ 6. Money for Merit Badge Fees
- ☐ 7. List of extra meals and payment for parent's night
- ☐ 8. List of Leaders participating in outposts by outpost
- ☐ 9. Setup Troop social media accounts (i.e. Troop Facebook page) to post photo and videos for parents back home.

PARENTS' INFORMATION PAGE

Make copies of this page for your parents who plan on attending Parents Night.

Directions



For complete directions, see the camp website at: psrweb.org/directions.htm

GPS: N 41° 41.651 W 084° 40.942

Mailing Address:

07 371 County Rd S.
Pioneer OH 43554

From the North, East, or South:

- Proceed to the Village of Pioneer, Ohio, located on Ohio Route 15 (Michigan Route 99) just north of US 20.
- Turn west on First Street (County Road R), in Pioneer.
- Turn North (right) on County Road 8
- Turn West (left) on County Road S
- Pioneer Scout Reservation will be on your right in approximately $\frac{3}{4}$ of a mile

From the West:

- Turn North on County Road 8 (Williams County) directly from U.S. 20
- Turn West (left) on County Road S
- Pioneer Scout Reservation will be on your right in approximately $\frac{3}{4}$ of a mile

Parents' Night Schedule

4:00 pm	Families arrive and check in at Loftus Lodge.
5:45 pm	Flags (for all campers and family members, at Frontier HQ).
6:00 pm	Dinner
7:00 – 8:00 pm	Program Areas (open to family members and Scouts).
1:30 – 8:00 pm	Trading Post is open.
8:30 pm	OA Call Out—meet at Amphitheatre
9:15 – 10:30 pm	Root Beer Cantina Open at Amphitheatre

Cost (Reservation made with your Troop required for camp to have food ready & available)

Guest Meal	\$6.25 per person
Child 4-10 Meal	\$4.25 per person
Please ensure you have made your reservation with your Unit Leader prior to attending parents night. We must know you are coming to have a meal prepared for you.	

Events

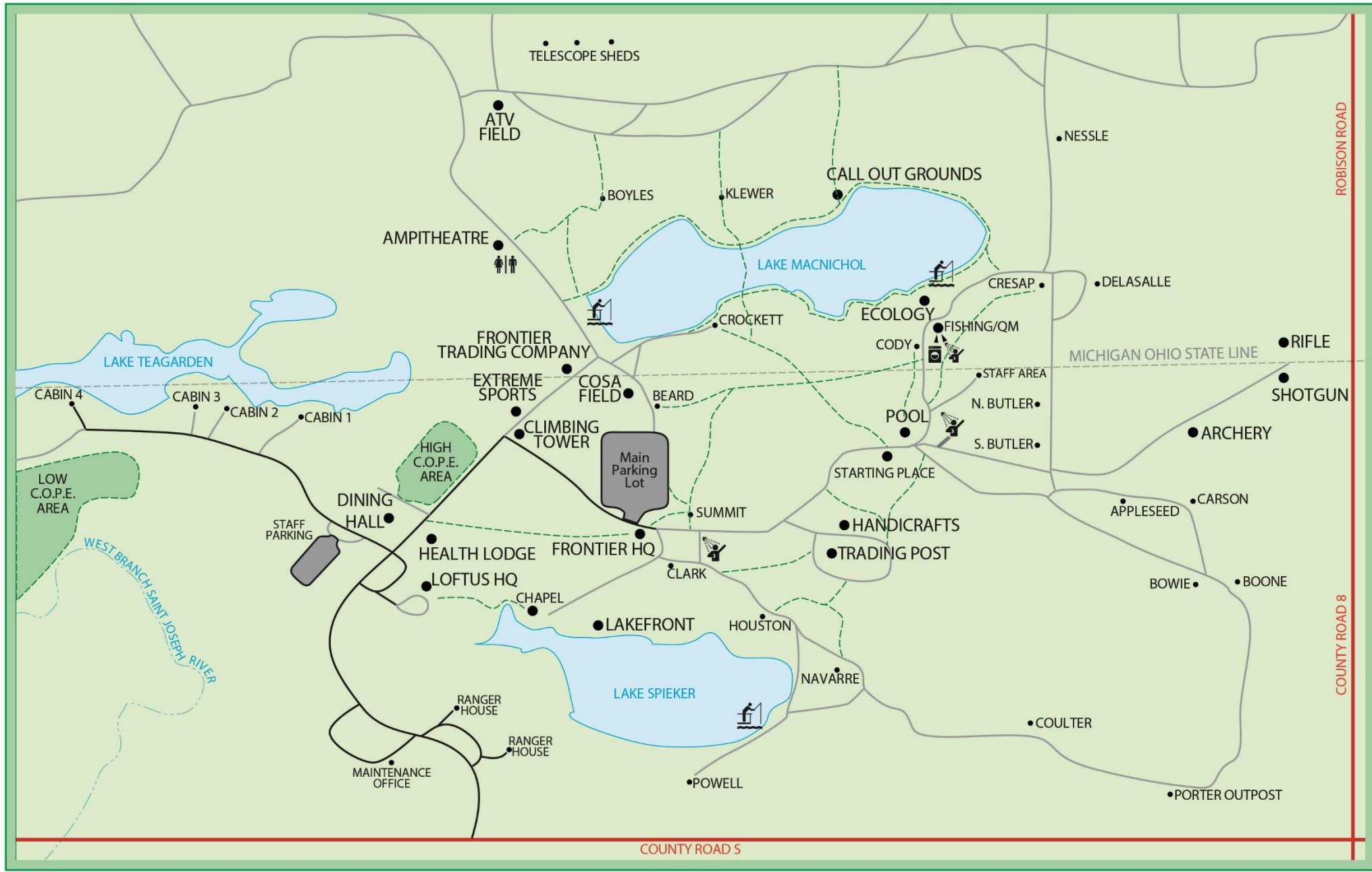
Order of the Arrow Call out	See if your son will be "Called out" into this great organization!
Root beer Cantina	Sit back and relax or loosen your boots and have a great time at this event. Take home a special Camp Frontier root beer mug. Purchase a Root beer float for \$4.00.

**PLEASE DO NOT BRING PETS
OR BICYCLES TO CAMP**



For real time weather information from the PSR Weather station scan the QR code here with your phone or tablet!



CAMP FRONTIER - PIONEER SCOUT RESERVATION




- COUNTY ROADS
- GRAVEL ROADS
- STATE LINE
- PAVED ROADS
- WALKING TRAILS
- RIVERS

-  SHOWERS/RESTROOMS
-  RESTROOMS

-  FISHING DOCKS
-  COIN LAUNDRY

MERIT BADGE SCHEDULE



Name _____

Troop _____

Campsite _____

Daily Schedule

6:00 AM	Polar Bear Swim at the Pool
	Breakfast
8:30 AM	Flag Raising
9:00 AM	
10:00 AM	
11:00 AM	
	Lunch
1:00 PM	Free Time (SPL Meeting @ 1:15pm at Frontier HQ)
2:00 PM	
3:00 PM	
4:00 PM	Open Program
5:00 PM	Free Time
	Dinner
7:00 PM	Flag Lowering*
8:00 PM	Open Program
9:00 PM	Open Program

*On Wednesday during parents night flag lowering is at 5:45 PM as opposed to 7:00 PM

PLEASE MAKE COPIES OF THIS FORM AS NEEDED FOR YOUR SCOUTS

CHECKOUT PROCEDURES

PLEASE MAKE SURE THAT THE FOLLOWING ITEMS ARE COMPLETED BEFORE YOU LEAVE CAMP.

- ___ 1. Site Guide will meet your Troop in campsite promptly at 7:30 am.
- ___ 2. Scoutmaster should review the materials of the checkout packet delivered Saturday morning.
- ___ 3. Thoroughly clean the latrine, including removal of debris from drains. Clean all camp issued patrol boxes, stoves, tanks, and other camp equipment.
- ___ 4. Remove all articles from the bulletin board at the latrine. Leave push pins on the bulletin board. Leave a note to the Troop the following week about how your week went, or that your Troop left the site clean for them.
- ___ 5. Remove garbage from recycling.
- ___ 6. Do not take down tents unless you have been told to do so by the Ranger Staff.
- ___ 7. Check in and around each tent again for garbage. Also check your campsite perimeter and in the wooded areas around your campsite as trash ends up in the woods from Scouts or animals.
- ___ 8. Move all pioneering poles and firewood to the edge of the site, out of the way of mowing equipment. Return borrowed pioneering poles to COSA.
- ___ 9. Remove all garbage from the fire rings, scatter coals and charred logs (must be cold-out) outside of the campsite.
- ___ 10. Cluck like a chicken.
- ___ 11. Return any borrowed items such as fishing poles to the Trading Post. Upon turning in all borrowed equipment, the staff will sign the check-out card and any missing equipment will be noted on the back.
- ___ 12. Prepare trailers for a quick and efficient removal; make sure they are not overloaded. No equipment may be placed in the Ranger trucks.
- ___ 13. Locate the Ranger Campsite Inventory form with your checkout packet. Place necessary items by the road for efficient removal. Take down canvas only by permission of a Ranger. Organize supply tents correctly as directed by the Site Guide.
- ___ 14. Leave garbage and milk crates by the campsite post.
- ___ 15. Police the entire site including trails leading into the site.
- ___ 16. Site guide will sign the check-out card after everything has been completed properly.
- ___ 17. Site Guide will locate a commissioner to perform the final site inspection.
- ___ 18. Turn in any Troop First Aid Logs at Checkout before leaving

PLEASE TRY TO LEAVE YOUR CAMPSITE BETTER THAN YOU FOUND IT

THANK YOU FOR CAMPING WITH US!

PROVISIONAL CAMPER REGISTRATION FORM

For use only if you are attending camp with a Troop other than your own

Personal Information

Troop # _____ Council: _____

Name: _____

Address: _____

City: _____ State: _____ Zip: _____

Phone: (____)-____-____ Date of Birth: ____/____/____

Email: _____

Emergency Contact Information

Parent/Guardian Name: _____

Day Phone: (____)-____-____

Evening Phone: (____)-____-____

Merit Badge Request

9:00am First Choice _____ Second Choice _____

10:00am First Choice _____ Second Choice _____

11:00am First Choice _____ Second Choice _____

2:00pm First Choice _____ Second Choice _____

3:00pm First Choice _____ Second Choice _____

I agree that I will follow the directions and rules of the host Troop. I will live, participate, and work with the host Troop as if I was a member of that Troop.

Signature of Scout: _____

1. Complete all sections of this form
2. Attach appropriate fees, **ALL CHECKS MUST BE MADE OUT TO "ERIE SHORES COUNCIL"**.
3. Mail application and payment to:
Pioneer Scout Reservation
Attn: Business Manager
7371 County Road S
Pioneer, Ohio 43554
4. Be sure to bring a copy of the Scouts medical form and Informed Consent and Release Agreement to camp

Registration Fees

In Council: \$366

Out of Council: \$399

Scouts attending their second paid week of summer camp will receive a \$20.00 discount during their second week of camp.

Week Attending

Please select one

Week 1 (June 17 - June 23)

Week 2 (June 24 - June 30)

Week 3 (July 1 - July 7)

Week 4 (July 8 - July 14)

Week 5 (July 15 - July 21)

Week 6 (July 22 - July 28)

Week 7 (July 29 - August 4)

FOR COUNCIL USE ONLY

Date Received: _____

Amt. Received: _____

1-6701-057-21

Scout Placed with:

Troop # _____

Council _____

Week _____

FREE SPL WEEK REGISTRATION FORM

For use only if you are attending camp as a free SPL without your troop

Personal Information

Troop # _____ Council: _____

Name: _____

Address: _____

City: _____ State: _____ Zip: _____

Phone: (____)-____-____ Date of Birth: ____/____/____

Email: _____

Emergency Contact Information

Parent/Guardian Name: _____

Day Phone: (____)-____-____

Evening Phone: (____)-____-____

Merit Badge Request

9:00am First Choice _____ Second Choice _____

10:00am First Choice _____ Second Choice _____

11:00am First Choice _____ Second Choice _____

2:00pm First Choice _____ Second Choice _____

3:00pm First Choice _____ Second Choice _____

I agree that I will follow the directions and rules of the host Troop. I will live, participate, and work with the host Troop as if I was a member of that Troop.

Signature of Scout: _____

1. Complete all sections of this form

2. Mail form to:

Pioneer Scout Reservation
Attn: Business Manager
7371 County Road S
Pioneer, Ohio 43554

3. Be sure to email a copy of the Scouts medical form and

Informed Consent and Release Agreement to camp to BusinessManager@psrweb.org

Week Attending

Please select one

Week 1 (June 17 - June 23)

Week 2 (June 24 – June 30)

Week 3 (July 1 - July 7)

Week 4 (July 8 - July 14)

Week 5 (July 15 - July 21)

Week 6 (July 22 – July 28)

Week 7 (July 29 – August 4)

Registration fees are waived for this week only of the SPL does not take merit badges during their week at camp with their troop. Additional Merit Badge/Program fees will still be charged.

FOR COUNCIL USE ONLY

Date Received: _____

Scout Placed with:

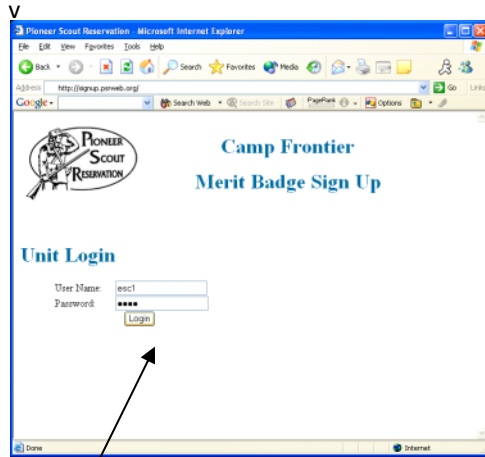
Troop # _____

Council _____

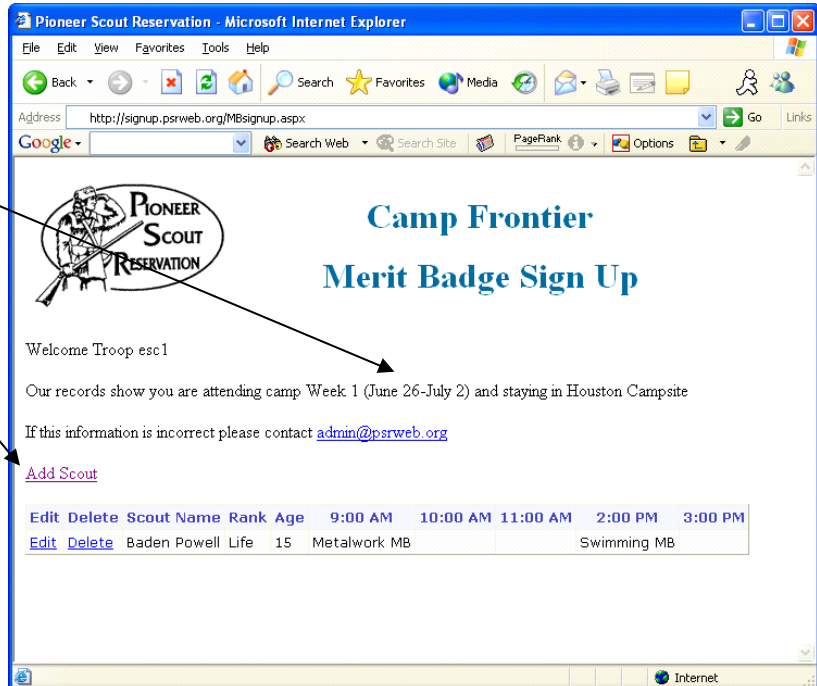
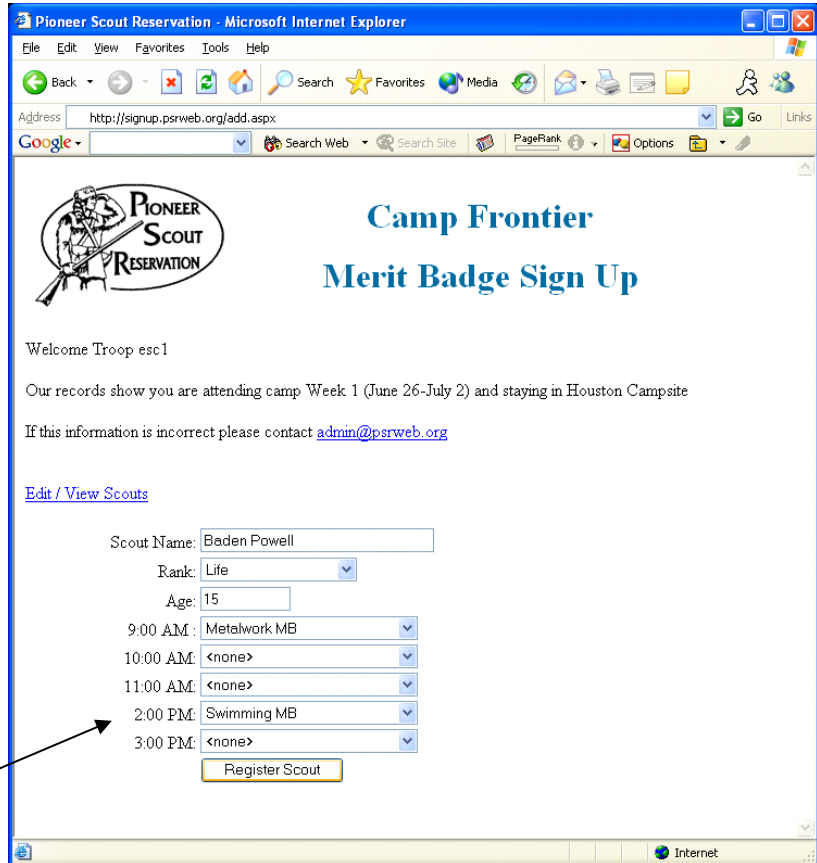
Week _____

ONLINE MERIT BADGE REGISTRATION

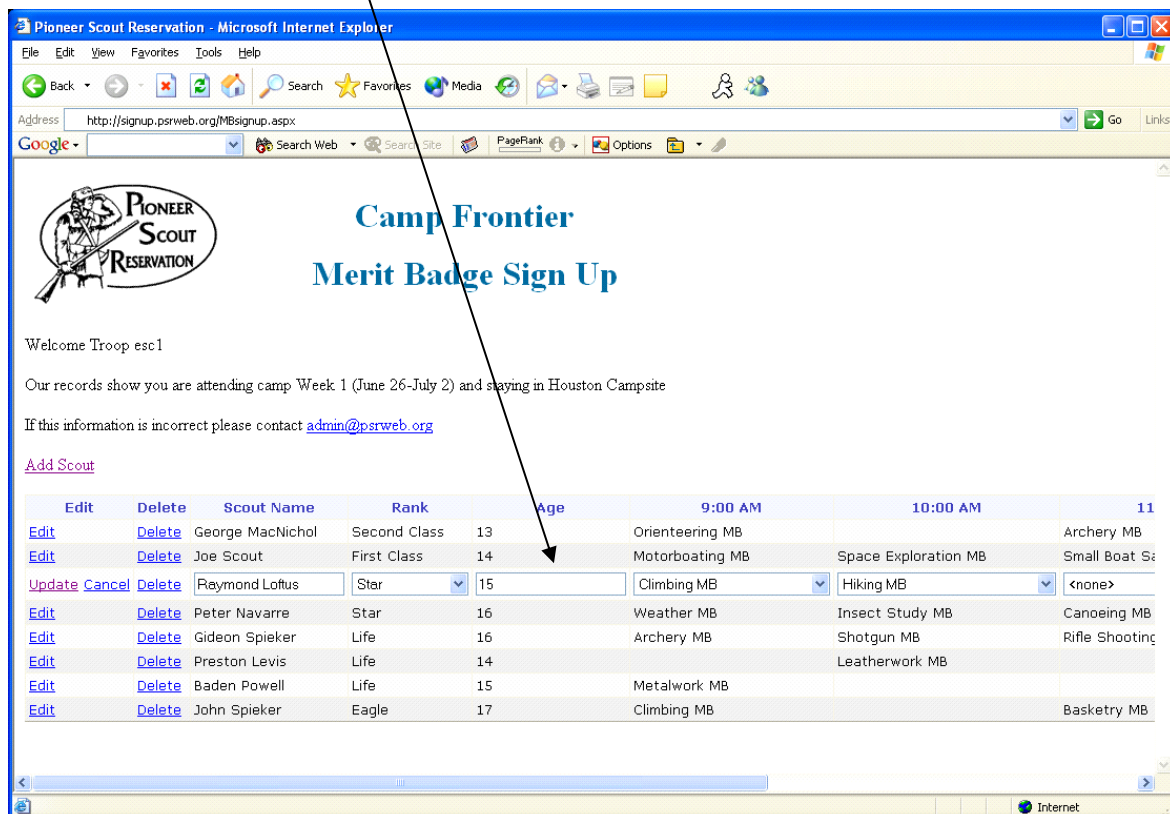
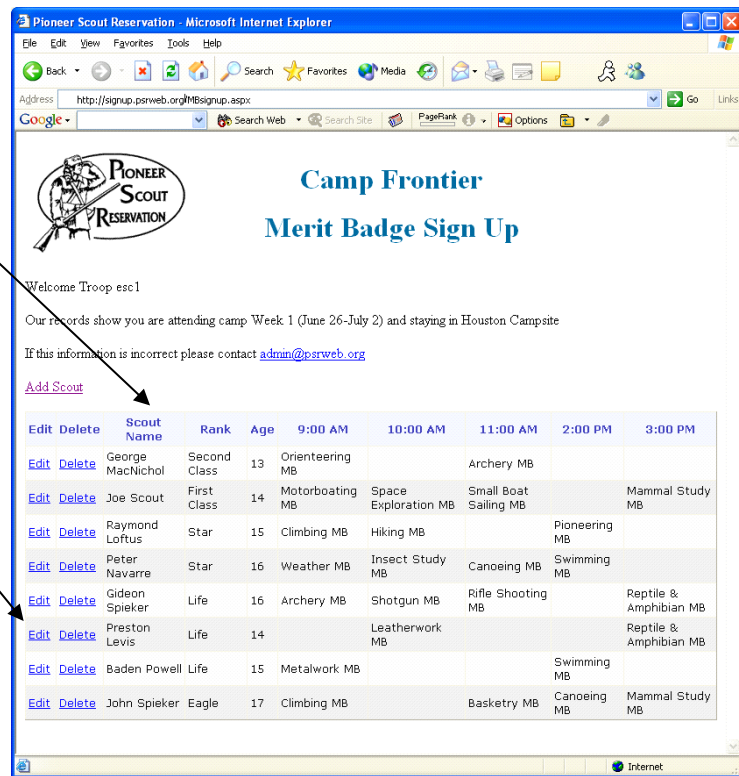
After **May 1st** you may go to <http://signup.psrweb.org/> to register your Scouts. Before this date the site will not be available. Also, the cutoff date for online registration will be the Sunday, 2 weeks before the Pre-Camp Leaders Meeting.



1. Enter your username and password given to your Troop, Then click on the Login Button. You can obtain this password by sending an email to Jeff Frastaci— admin@psrweb.org
2. Enter the Scout's Name, Rank, and Age; then select the Merit Badges he would like to take. Click the Register Scout Button. Please enter all Scouts and Leaders coming to camp.
3. Verify the Date and Campsite listed on the top of the page. If this is wrong please contact admin@psrweb.org to ensure your Scouts are not signed up for the wrong week of camp.
4. Click on Add Scouts to register another
5. Please also select the Troop equipment you would like for your week



6. When you are finished registering your Scouts your roster will look similar to this.
7. To remove a Scout, click on the Delete Button next to his name.
8. If you need to change any of your Scout's information or Merit Badges, click on the Edit Button next to his name.
9. You may then change the Scout's information or Merit Badges



Enter ALL CAMP LEADERS into the system, assign a patrol name, and select Leader under the Rank column. This roster will be used for food packing and for medical rechecks.

Camp Frontier is presenting each Early Bird Registered camper with a Commemorative Cap as a “Thank You” for camping at the Midwest’s best camping facility.

Personalization orders are due at the Scout Service Center with your final early bird camp payment on MAY 1, 2018.
Caps will be packaged and ready for pickup at the Pre-Camp Leaders Meeting for Troops.

Troop #		Week #	
Leader Name		Phone	
Email			

[illegible]

# OF "FREE" CAPS TO PERSONALIZE*		X	LESS THAN 12 CAPS TOTAL \$5.50 12 OR MORE CAPS TOTAL \$5.00	=	
# OF EXTRA CAPS TO PERSONALIZE		X	LESS THAN 12 CAPS TOTAL \$17.50 12 OR MORE CAPS TOTAL \$17.00	=	
TOTAL					

* "free" hats equal the total number of Early Bird paid adults and youth by the May 1st deadline only. Anyone paying after May 1st will not receive a free hat. Extra personalized hats can be ordered at \$17.50 each

Please mail or drop off your order with payment to: Erie Shores Council, BSA, PO Box 8728, Toledo, OH 43623
Questions, please call Jennifer at (800/419)241-7293

ALL CHECKS MUST BE MADE OUT TO "ERIE SHORES COUNCIL"

If your Troop does not want to personalize the hat, this form is not needed. You will receive your free hats at the Pre-Camp Leaders Meeting based on the total number of participants fully paid for by May 1st.

Date Received in Office: _____ Date Ordered: _____ Account #: 1-6811-057-20

CAMP FRONTIER PRE-SALE T-SHIRT ORDER FORM

Camp frontier offers the convenience of pre-ordering this year's summer camp t-shirt before you arrive at camp. You may also choose to customize the shirts with your Troop number and hometown on the sleeve for an additional \$5.00 per shirt. All orders that are received by May 1st will be eligible for our discounted rate and customization. All orders before May 1st will be processed and delivered at the pre-camp Leaders meeting. (Orders submitted after May 1st will be sold at regular price and will be available for pickup at the trading post once you arrive at camp, customization is not an option for these orders)

t-Shirt Price List

Troop Information		Size	Order Before May 1 st	Order After May 1 st
Troop # _____	Camp Session# _____	Small	\$12.00+tax	\$14.00+tax
Council _____		Medium	\$12.00+tax	\$14.00+tax
Leader Name _____		Large	\$12.00+tax	\$14.00+tax
Phone _____		XL	\$12.00+tax	\$14.00+tax
Secondary Phone _____		2XL	\$14.00+tax	\$16.00+tax
Email _____		3XL	\$14.00+tax	\$16.00+tax
		4XL	\$16.00+tax	\$18.00+tax
		*in order to qualify for the discounted rate the order and payment must be received by May 1 st . All orders received after this date will be sold at regular price and will be available for pickup at the Trading Post when your unit arrives at camp.		

If customization is desired, please fill in the box below (NOTE: THIS OPTION IS AN EXTRA \$5.00 PER SHIRT)

[illegible]

Please fill out the order form below using the price list as a reference

Size	Quantity		Price		Sub Total	
Small		X		=		Please mail or drop off your order with payment to: Erie Shores Council, BSA PO Box 8728 Toledo, OH 43623 Questions, please call Jennifer at (800/419)241-7293 ALL CHECKS MUST BE MADE OUT TO "ERIE SHORES COUNCIL"
Medium		X		=		
Large		X		=		
X-Large		X		=		
2X-Large		X		=		
3X-large		X		=		
4X-Large		X		=		
Add \$5.00 PER SHIRT for customization						
Sub Total						OFFICE USE ONLY
Sub Total X 0.0725 Tax						Date Received in Office: _____
TOTAL DUE						Date Ordered: _____
						Account #: 1-6711-057-21